ARKIL HOLDING A/S | ANNUAL REPORT 2012

ARKIL

Arkil Holding A/S
Åstrupvej 19, 6100 Haderslev, Denmark

Telephone: +45 73 22 50 50
Fax: +45 73 22 50 00

arkil@arkil.dk
www.arkil.dk

Comp. Bus. Reg. No. 36 46 95 28

Founded 1955

Management Statement and Auditors' Report

Director's report

Group Accounts and Annual Accounts 1 January – 31 December 2012

Annual General Meeting

The Annual General Meeting will be held on
Wednesday 24 April 2013 at Hotel Harmonien, Haderslev, Denmark.

ENDORSEMENT BY THE BOARD

The Board of Directors and Executive Board have this day examined and approved the Annual Report for 2012 for Arkil Holding A/S.

This Annual Report has been prepared in accordance with International Financial Reporting Standards (IFRS) as approved by the EU and additional Danish reporting requirements for the submission of annual reports for public listed companies.

In our view the Consolidated Accounts and the Annual Report provide a true and fair view of the assets and liabilities of the Group and parent company and their assets and liabilities, financial position as of 31 December 2012 and of the result of their activities and cash flow during the financial year from 1 January to 31 December 2012.

In our view the Director's report gives a true statement of the development in the Group's and the company's activities and economic conditions, the result of the year and the company's financial position and the financial position in general for the companies included in the consolidated accounts, as well as a description of the most significant risks and the factors of uncertainty which the group and the company are facing.

We recommend that the Annual General Meeting should adopt the Annual Accounts and Consolidated Accounts.

Haderslev, 20 March 2013

The Executive Board

Jesper Arkil
(Managing Director)

The Board of Directors

Niels Arkil
(Chairman)

Hans Schmidt-Hansen
(Deputy Chairman)

Agnete Raaschou-Nielsen

Birgitte Nielsen

Walther V. Paulsen

Per Kjærsgaard

Arkil head office, Haderslev

The following is a translation of an original Danish document. The original Danish document is the governing document for all purposes, and in case of any discrepancy the Danish wording will be applicable.

RECOMMENDATIONS OF THE INDEPENDENT AUDITOR

To the owners of capital in Arkil Holding A/S

Endorsement on the Consolidated Accounts and the Annual Accounts

We have audited the Consolidated Accounts and the Annual Accounts for the financial year of 1 January to 31 December 2012 which comprise the income statement, statement of comprehensive income, balance sheet, statement of equity, cash flow statement and notes, including the accounting policies applied for the Group as well as the Company.
The Consolidated Accounts and the Annual Accounts have been prepared in accordance with International Financial Reporting Standards as approved by the EU and additional Danish reporting requirements for public listed companies.

Management's responsibility for the Consolidated Accounts and the Annual Accounts

The management is responsible for drawing up and preparing Consolidated Accounts and Annual Accounts that give a true and fair view in accordance

with the International Financial Reporting Standards as approved by the EU and Danish reporting requirements for public listed companies. The management is also responsible for the internal control which the management considers necessary in order to prepare consolidated accounts and annual accounts without material faults or omissions, regardless of whether these are the result of fraudulent acts or faults.

Auditor's responsibility

It is our responsibility to express our opinion on the Consolidated Accounts and the Annual Accounts on the basis of our audit. We have performed the audit in accordance with international auditing standards and additional requirements according to Danish auditing law. This requires that we comply with ethical requirements and plan and execute the audit with a view to achieving a high degree of certainty that the Consolidated Accounts and the Annual Accounts do not contain material faults or omissions.

An audit includes accountancy actions in order to obtain audit evidence for amounts and information stated in the Consolidated Accounts and in the Annual Accounts. The actions chosen are dependent on the auditor's assessment, including the assessment of the risk of material faults or omissions in these accounts, regardless of whether the material faults or omissions are the result of fraudulent acts or faults. When making the risk assessment, the auditor considers internal checking procedures relevant to the company's preparation of consolidated accounts and annual accounts that give a true and fair view. The purpose being to produce accountancy actions appropriate to the circumstances, but not expressing any conclusion on the efficiency of the internal checking procedures of the company. An audit also includes an assessment of whether the accounting policies chosen by the management are appropriate, if the accounting estimates of the management are reasonable as well as an assessment of the overall presentation of the Consolidated Accounts and the Annual Accounts.

It is our opinion that the audit evidence obtained is sufficient and is suitable for the basis of our conclusion.

The audit did not give rise to any qualifications.

Conclusion

In our opinion, the Consolidated Accounts and the Annual Accounts give a true and fair view of the Group's and the company's assets and liabilities and financial position as at 31 December 2012, as well as of the result of the Group's and the company's activities and cash flow for the financial year from 1 January to 31 December 2012, in accordance with the International Financial Reporting Standards, as approved by the EU and Danish reporting requirements for public listed companies.

Comments on the Management's review

In accordance with the Danish Company Accounts Act we have examined the Management's review. No further actions have been taken in addition to the audit of the Consolidated Accounts and the Annual Accounts. Based on this we find that the information in the Management's review is in accordance with the Consolidated Accounts and the Annual Accounts.

Haderslev, 20 March 2013

KPMG
Limited partnership company of state-authorised public accountants

Per Gunsley
State-authorized public accountant

Thorbjørn Bruhn
State-authorized public accountant

Arkil Holding A/S
Åstrupvej 19, 6100 Haderslev, Denmark
Phone no.: +45 73 22 50 50
Fax: +45 73 22 50 00
Website: www.arkil.dk
E-mail: arkil@arkil.dk

Comp. Bus. Reg. no.: 36 46 95 28
Founded 1955
Situated: Haderslev

The Board of Directors
Manager Niels Arkil, Haderslev, Denmark
(Chairman)
Manager Hans Schmidt-Hansen, Haderslev, Denmark
(Deputy Chairman)
Director Walther V. Paulsen, Hellerup, Denmark
Director Birgitte Nielsen, Switzerland
Manager Per Kjærsgaard, Kolding, Denmark
Director Agnete Raaschou-Nielsen, Frederiksberg

The Executive Board
Managing Director Jesper Arkil

Auditors
KPMG
Limited partnership company of state-authorised public accountants

Annual General Meeting
The Annual General Meeting will be held on 24 April 2013 at Hotel Harmonien, Haderslev, Denmark

Board of Directors' and Executive Board's other representations in other companies:

Niels Arkil
Chairman
Born 1939.
Member of Arkil Holding Board of Directors since 1963
Education: Graduate Engineer
Chairman of the Board of:
Ellen & Ove Arkil's Fond

*Hans Schmidt-Hansen **
Deputy Chairman
Born 1943.
Member of Arkil Holding Board of Directors since 2003
Education: Engineer
Chairman of the Board of:
BJ-Gear A/S
HM Systems A/S
Flonidan DC A/S
Collamat AG, Schweiz
Member of the Board of:
Agena A/S
Graversgaard Invest A/S
SME Invest A/S

*Walther V. Paulsen **
Born 1949. Member of
Arkil Holding Board of
Directors since 2006
Uddannelse: cand.merc.
Chairman of the Board of:
Hotel Koldingfjord A/S
Deputy Chairman of the Board of:
Brdr. Hartmann A/S
Member of the Board of:
Investeringsforeningen Danske Invest
Det Obelske Familiefond
Gerda og Victor B. Strands Fond
(Toms Fonden)

*Agnete Raaschou-Nielsen **
Born 1957. Member of
Arkil Holding Board of
Directors since 2011
Education: Lic. polit (PhD)
Chairman of the Board of:
Brdr. Hartmann A/S
Juristernes og Økonomernes
Pensionskasse
Deputy Chairman of the Board of:
Investeringsforeningen Danske Invest
Member of the Board of:
Danske Invest Administration A/S
Dalhoff Larsen & Horneman A/S
Novozymes A/S
Solar A/S
Aktieselskabet Schouw & Co.

*Birgitte Nielsen **
Born 1963, on Arkil
Holding Board of Directors
since 2006
Education: HD (R), HD (U)
(Graduate diplomas in Bus. Ad.)
Member of the Board of:
Novenco A/S
Novenco Marine & Offshore A/S
Finansiel Stabilitet A/S
Storebrand ASA
Kirk AG

Per Kjærsgaard
Born 1942. Member of
Arkil Holding Board of
Directors since 2007
Education: Engineer

Jesper Arkil
Managing Director
Born 1974
Education: MSc in Business
Administration and Computer
Science
Chairman of the Board of:
The Road Building Section,
the Danish Construction Association
Arkil Fundering A/S
Member of the Board of:
Ellen & Ove Arkil's Fond
The Export Section, the Danish
Construction Association

** Independent member according to Recommendations for good management*

THE FOUNDATION FOR ARKIL

With the eagerness to create close at heart, Civil Engineer Ove Arkil founded Arkil in 1941. Despite turbulent and difficult times, he managed to create a viable foundation for the company after the War, not least due to the building of air bases for the Danish military and by expanding the road network – first in Denmark and later on in Germany.

Today, the company is among the largest contractors in Denmark with approximately 1,700 employees and revenue of DKK 2.9 billion in Denmark and abroad. The management of the company has been in the hands of the family for 3 generations. The company was listed on the Copenhagen Stock Exchange in 1978, and today, the power to bind the company is held by a professional Board of Directors applying corporate governance in accordance with the requirements for public listed companies.

With the head and the heart in the right place

For Arkil, it all revolves around the client and the project. We know that the foundation of our work is created by the client's wishes and needs. We want our clients to perceive our employees as people with both the head and heart in the right place – since long-term relations and good cooperation are key factors to succeeding in the long run. Projects that are carried out in the spirit of good cooperation will become good projects and increase the possibility of a thriving spirit. The wheels are turning, the production is running smoothly, and practical solutions to even complicated professional and technical issues are a welcome part of the order of the day.

In other words, it is essential for Arkil to demonstrate responsibility for the work we carry out, the cooperation we enter into and the community which we are a part of. This has been essential for the company's core values for generations, and this will also be the approach to the challenges which we face in the future.

Core competences and interpersonal skills

Arkil has experienced staff of more than 1,700 persons in Denmark and abroad as well as extensive and up-to-date machinery with equipment such as belt excavators and lifting gear, ramming machines, drilling equipment, bulldozers, graders, and other large construction equipment. Furthermore, the company disposes of an extensive amount of smaller and middle-sized equipment for carrying out ordinary construction tasks as well as both small and large specialised tasks. Together with the company's fleet of laying-out machines, a total of 13 asphalt plants in Denmark, Germany and Ireland complete the foundation for the company's production and laying out of asphalt. Furthermore, at a factory in Sweden, Arkil produces the market's best so-called "sewer sock" for renovation of piping without digging, which is sold to partners and installation contractors in Europe.

The company's activities are as follows:

Construction

Arkil carries out construction activities on the Danish and Northern German market and holds many decades of experience with carrying out all types of construction and infrastructure tasks, including comprehensive state motorway tasks, bridge-building tasks, cofferdams and underground structures, railway tasks, land development tasks, road and sewerage tasks, cable and supply tasks, etc. Arkil holds core competences within a wide range of disciplines in the construction area, including handling and processing of soil pollution within the field of environmental engineering activities, high voltage cables and electrical infrastructure and concrete constructions for many different purposes.

Throughout the years, the project managers within this activity have gained a solid experience in managing complicated infrastructure projects, in which many professional disciplines need to work together, and we are among the most experienced in the industry regarding expanded forms of cooperation, such as partnership and early procurement. Furthermore, cooperating with local and regional clients and owners for many years have resulted in today's division structure, tailored to deliver construction and supply cables to the local and municipal demand as well. Occasionally, Arkil cooperates with larger and international players on standalone projects, when the size and complexity of the project justifies this.

Asphalt

The asphalt area, covering the Danish and Northern German market as well as part of the Irish market, conducts asphalting tasks for all types of road projects and offers a number of special products, e.g. covers with special requirements in respect of strength and constancy as well as noise-reducing wearing course (SRS), which will limit the noise pollution from traffic. Asphalt production and asphalting has been ISO certified, just as production and laying-out has been certified according to international standards as regards the environment and the working environment. In recent years, comprehensive investments have been made in technology to use recyclable asphalt with a view to achieving environmental savings. Furthermore, Arkil participates in development work to contribute to improving asphalt surfaces and reduce the environmental impact from the production. On several occasions, Arkil Asphalt has participated in large projects in Denmark and abroad and has gained experience with asphalt surfaces in difficult environments, including Thule Air Base in north-western Greenland.

Road Servicing

Within Road Servicing, Arkil is one of the leading operators on the market for state and municipal road tasks, including maintenance of a large part of the Danish motorway network as well as contracts with local governments. The activities cover many different services, including lawn mowing, maintenance of bridges, cleaning of areas and picnic areas, exchanging of crash barriers and road signs, maintenance of green spaces and parks, etc. These tasks require a special cooperation between the public orderer and the private supplier and great knowledge

of the client's road network and the condition of this network. Development has shown that outsourcing of the local tasks within the road sector means savings and streamlining for the municipalities, although this issue is encumbered with different political views and ideologies blurring the picture. In Road Servicing, we have gained good experience with taking over public parks and road activities, ensuring a smooth transition to the private sector for the employees while taking the client's needs into consideration.

Foundations

Foundations activities cover a wide range of specialities throughout Denmark and to some extent in Northern Germany. Arkil Foundations is a well-established operator on the market, and the main activities are ramming of reinforced concrete piles, sheet piles and mini piles, driving of sheet pile walls, establishing of permadisplacement piles, drilled foundations, post-foundation tasks as well as marine works. The tasks are mainly carried out for external clients, but more and more frequently this activity is included in the Group's other core competencies in large projects, and, thus, helps to ensure the Group an increasing own production and better control of the overall process in this type of projects.

Piping

The Piping Segment produces one of the best, specialised products on the market for renovation without digging at a factory in the northern part of Sweden. Installation is carried out by partners throughout Europe, but Arkil has their own installation activity in Germany, Arkil Inpipe GmbH.
The product in question is a so-called "sewer sock" manufactured in armoured glass fibre using UV light in the hardening process, which is an environmental-saving technology. The product has an especially high E-module, which ensures a great structural strength even at thin material thickness. In addition to the use for renovation of sewers, the product is especially suited for securing and renovating subways of larger dimensions beneath e.g. roads and railways, where increased rainfall means increased risk of foundations being washed away.

PHILOSOPHY

Our future development depends on whether our society can build up a solid foundation, that you can live in a healthy environment and on a well-functioning infrastructure.

At Arkil, we build bridges, do cable work and establish connections. We clean polluted soil, construct sewers and deliver a cleaner environment. We build up plants from the start, build up the foundations, produce the asphalt and pave the way. We take care of the road once it's built and maintain its high standard.

At Arkil, we are working on our future, and our motto is "Quality on time".

Geographic area

The company offers its services through permanently established units in Northern Europe. Furthermore and from time to time, the company carries out isolated special and infrastructure projects in the rest of the world, if these projects are found to be appropriate. However, the permanently established activities constitute the basis for the business and must be prioritized as such.

QUALITATIVE OBJECTIVES

Arkil wishes to:

- Be regarded as a company with professional competency and a good form in a cooperative environment of high credibility and integrity.
- Be decentralised with delegated responsibility, great flexibility and cross-disciplinary cooperation.
- Further train the employees in order to maintain and increase professional competency at all levels.
- Maintain a strong professional community between colleagues with an open and well-functioning communication.
- Demonstrate a high level of dedication, consideration and risk consciousness in our activities.
- Maintain a strong, central financial control.
- Remain an independent company.
- Be a safe workplace and constantly work on improving the safety of our employees.
- To engage in the surrounding society, which we are a part of, through social awareness, technological development and reducing our environmental impact.

QUANTITATIVE OBJECTIVES

- A contribution ratio of at least 3.5% measured for primary activities.
- An equity ratio of at least 35.
- A return on the company's equity of 25% higher than the interest rate on the long-term debenture market, and at least 8%.
- An average growth of at least 5% per year, taking into account at all times that earnings should be given a higher priority than revenue.
- A return on capital employed of at least 6% of invested capital (ROIC).
- Earnings per share of at least DKK 100 per share of DKK 100.

MAIN POINTS 2012

- Revenue was DKK 2,881.8 million compared to DKK 2,568.5 million in 2011.
- Primary operating profit was DKK 59.8 million compared to DKK 17.4 million in 2011.
- Pre-tax profit was DKK 54.8 million compared to DKK 11.8 million in 2011.
- The annual profit after tax was DKK 40.9 million, compared to DKK 7.8 million in 2011.
- The Board recommends a distribution of dividend to shareholders of 10% of the share capital comprising DKK 49.1 million, a total of DKK 4.9 million, against DKK 0 million in 2011.
- The Arkil Group expects revenue of around DKK 2.8 billion and a pre-tax profit between DKK 35 and 60 million.

ARKIL HOLDING **Group Structure**

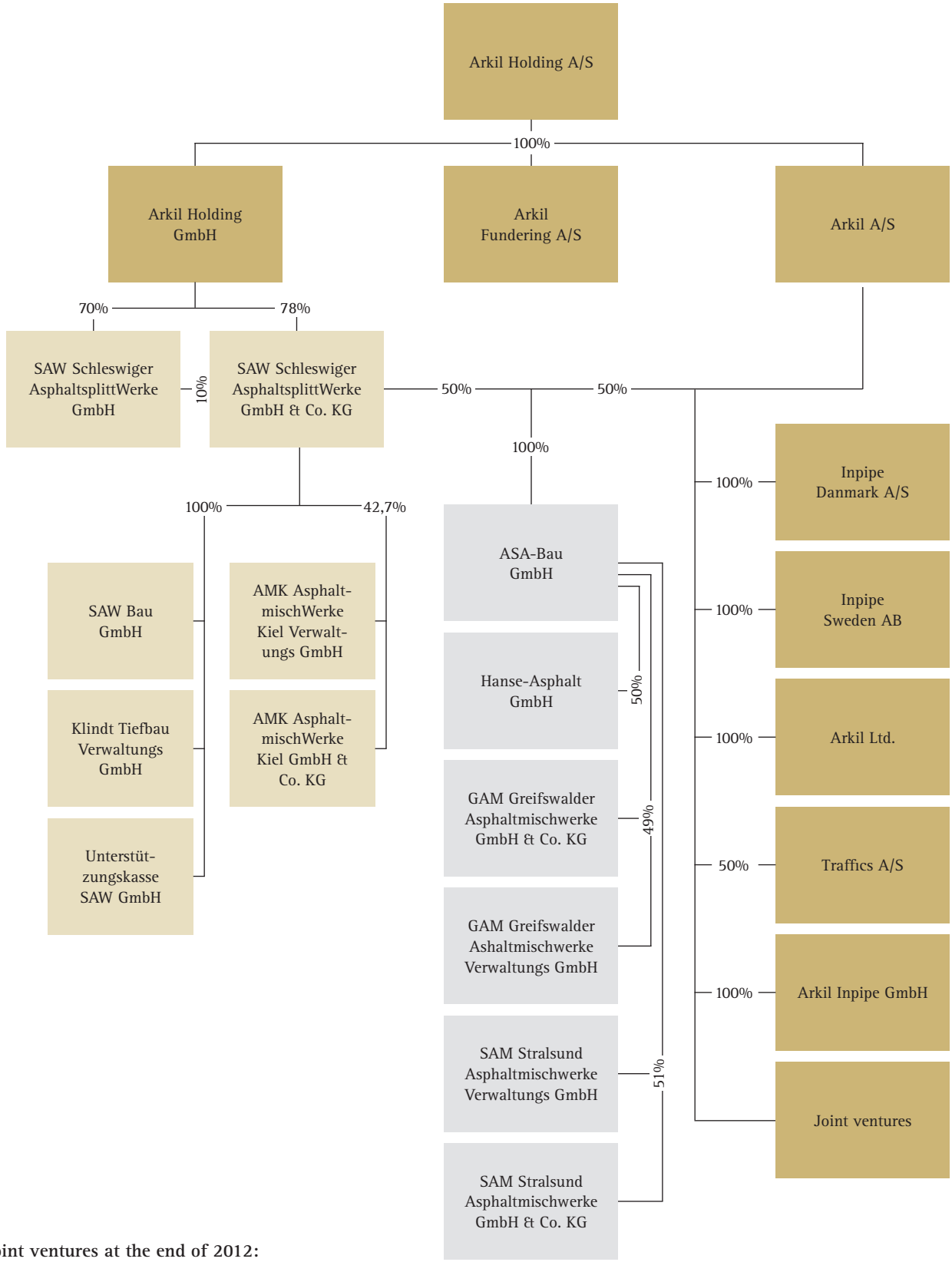

Project joint ventures at the end of 2012:
Arkil-Novejfa Entreprise I/S (50%), Randers
Danorail I/S (25%), Randers
Hoffmann/Arkil-Novejfa (25%), Glostrup
J.V. Arkil-Aarsleff I/S (50%), Haderslev
Arkil-Stürup-CGJensen I/S (66,66%), Haderslev
Asfaltkonsortiet Pankas-Arkil I/S (50%), Haderslev
Asfaltkonsortiet Munck-Arkil I/S (50%), Haderslev
JV Kassø-Tjele Betonfundamenter I/S (50%), Haderslev
Arkil-Volker JV I/S (99%), Haderslev

DKK million	2012	2011	2010	2009	2008
Income statement					
Revenue	2,881.8	2,568.5	2,061.9	2,121.5	2,358.3
Primary operating profit	59.8	17.4	(44.2)	46.0	115.2
Profit/loss from financial items	(5.0)	(5.6)	(3.0)	(3.1)	(13.4)
Profit/loss before tax and minority interests' share	54.8	11.8	(47.2)	42.9	101.8
Annual profit	**40.9**	**7.8**	**(27.5)**	**26.2**	**72.5**
Balance Sheet					
Long-term assets	610.7	632.6	677.9	623.2	649.6
Short-term assets	960.8	843.5	792.3	820.5	819.3
Total assets	**1,571.5**	**1,476.1**	**1,470.2**	**1,443.7**	**1,468.9**
Share capital	49.1	49.1	49.1	49.1	49.1
Total equity	**662.4**	**643.9**	**645.6**	**682.5**	**662.5**
Long-term liabilities	319.9	323.8	330.7	300.8	327.4
Current liabilities	589.2	508.4	493.8	460.4	479.1
Total obligations	**909.1**	**832.2**	**824.5**	**761.2**	**806.5**
Cash flow statement					
Cash flows from operating activities	115.3	(23.6)	88.6	149.6	103.6
Cash flows from investing activities	(31.3)	(38.7)	(113.7)	(59.7)	(102.0)
Cash flows from financing activities	(40.2)	(36.2)	(13.2)	(49.1)	(14.6)
Total cash flow	**43.9**	**(98.5)**	**(38.3)**	**40.7**	**(12.9)**
Investment in tangible fixed assets	(57.8)	(44.8)	(109.5)	(64.4)	(131.6)
Key figures					
Profit ratio	2.1	0.7	(2.1)	2.2	4.9
Return on invested capital (ROIC) incl. goodwill	6.8	2.0	(5.5)	6.0	13.9
Return on invested capital (ROIC) excl. goodwill	7.9	2.3	(6.6)	7.0	15.8
Liquidity ratio	163.1	165.9	160.4	178.2	171.0
Equity ratio (solidity)	42.2	43.6	43.9	47.3	45.1
Return on equity	6.3	1.2	(4.1)	3.9	11.5
Average number of employees	**1,766**	**1,717**	**1,623**	**1,750**	**1,722**

These key figures have been presented in accordance with the Danish Society of Investment Professionals' "Recommendations & Key Figures 2010".

Key figures

Earnings per share (EPS) and diluted earnings per share (EPS-D) are calculated in accordance with IAS 33.

Other key figures have been presented in accordance with the Danish Society of Investment Professionals' "Recommendations & Key Figures 2010".

The key figures specified in the annual report have been calculated as follows:

Profit ratio	Profit before financial items x 100 / Revenue
Gross margin	Gross profit x 100 / Revenue
Return on equity	Profit for the year x 100 / The Group's average equity
Book value per share (BVPS)	The Group's equity / No. of shares per DKK 100 end of year
Earnings per share at DKK 100 (EPS Basic)	Annual profit for continuing activities / Average number of DKK 100 shares
Price/earnings Basic (P/E Basic)	Market price / EPS Basic
Share price/book value (KI)	Market price / BVPS
Liquidity ratio	Short-term assets x 100 / Current liabilities
Equity ratio (solidity)	The Group's equity x 100 / Total assets
Cash flow per DKK 100 share	Cash flows from operating activities x 100 / Number of shares
Return on invested capital (ROIC)	Profit before financial items x 100 / Invested capital average

FINANCIAL DEVELOPMENT OF THE GROUP

The Arkil Group's revenue for 2012 saw an increase of 12.2% to DKK 2,881.8 million, compared to DKK 2,568.5 million in 2011. Foreign revenue was DKK 774.1 million, compared to DKK 877.0 million in 2011.

The consolidated profit before taxes for the 2012 financial year showed a profit before taxes of DKK 54.8 million, compared to DKK 11.8 million in 2011, which is on level with the most recently declared expectations in the Stock Exchange announcement of 6 March 2013. The profit announced in the 2011 Annual Report forecasted an expected pre-tax profit for 2012 somewhere between DKK 10 and 30 million.

The result for the financial year has been realised considerably better than expected in the Stock Exchange announcement on 23 November 2012. This can be contributed to the fact that foreign activities in the fourth quarter of the year realised earnings for projects carried out considerably higher than expected.

Based on higher revenue and improved earnings on projects carried out, the consolidated profit for 2012 is realised significantly better than last year.

Primary operating profit was DKK 59.8 million, compared to DKK 17.4 million in 2011.

The annual profit after tax was DKK 40.9 million, compared to DKK 7.8 million in 2011.

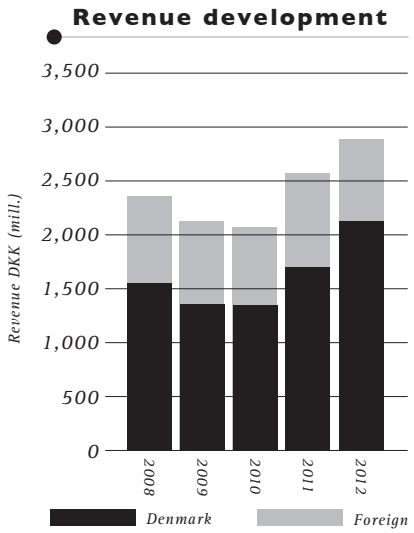

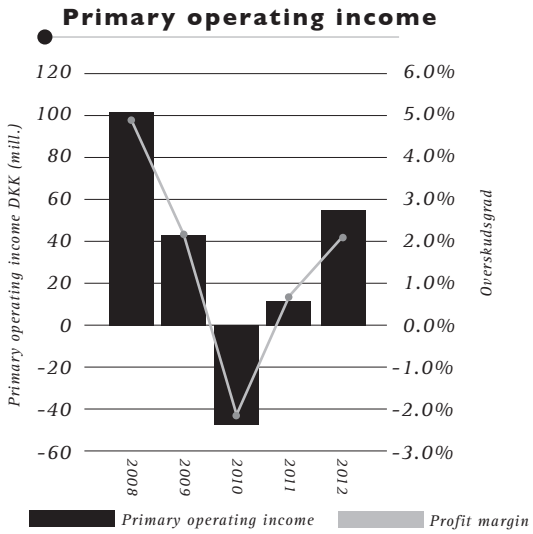

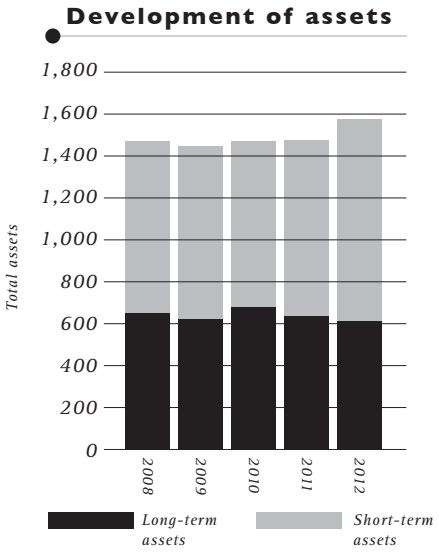

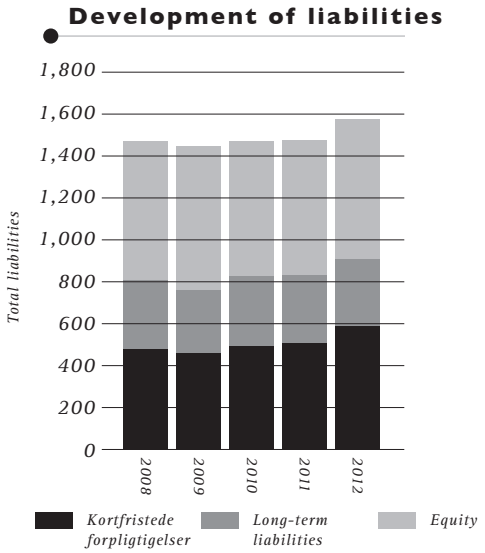

The Board considers the performance satisfactory under the given market conditions with due consideration for the quantitative objectives for the company.

Cash flows from operations less investments comprise a positive liquidity flow of DKK 84.1 million compared to a negative liquidity flow of DKK 62.3 million last year. Investments for the year comprise DKK 57.8 million. The changes in the liquidity flow primarily stem from an increase in earnings.

Equity comprises 42.2% of the total balance compared to 43.6% by the end of last year.

DIVIDEND TO SHAREHOLDERS

For the financial year 2012, the Board recommends to the Annual General Meeting a distribution of dividend of 10% of the share capital comprising DKK 49.1 million, a total of DKK 4.9 million, corresponding to DKK 10 per share with a nominal value of DKK 100. No dividend for the financial year 2011 was paid to the shareholders.

EXPECTATIONS FOR 2013

Based on the current order book and the market situation in general, the Arkil Group expects revenue of around DKK 2.8 billion and a pre-tax profit between DKK 35 and 60 million for 2013.

Financial information for the Denmark segment

(DKK million)	2012	2011	2010
Revenue	**2,118.9**	1,703.2	1,352.0
Primary operating profit	**35.8**	(7.8)	(48.5)
Segment assets	**1,052.2**	904.7	946.2
Profit ratio	**1.7**	(0.5)	(3.6)
Return on invested capital (ROIC) incl. goodwill	**6.0**	(1.3)	(9.1)
Return on invested capital (ROIC) excl. goodwill	**6.9**	(1.4)	(10.5)
Number of employees	**1,199**	1,144	1,039

DENMARK SEGMENT

2012 saw a continued growth in revenue, which can be contributed to a higher level of activity, especially within large construction and infrastructure projects, partly as a result of the realisation of long-planned road and bridge projects, and partly as a result of investment in railway infrastructure picking up pace. Also harbour construction saw an increased willingness to invest, which benefits the level of activity. For all business areas, the level of activity increased, resulting in a number of large projects, such as earth and pavement works on the Bording-Funder motorway, harbour expansion in Esbjerg, motorway expansion in Nørresundby and on Ring 4 in Copenhagen as well as the completion of the by-pass road at Næstved. As for railway projects we carried out large projects around the country, in particular track replacement work on the railway line Ålborg-Frederikshavn. Furthermore, a number of large bridge and bridge renovation projects around the country and foundation work for a number of large public and private building projects were carried out, among these harbour construction work on the Port of Aarhus. Road servicing was awarded a new contract for public road maintenance for the next five years in Jutland and Funen, whereas the same contract was not re-awarded for the Zealand area. 2012 also saw a small, but concentrated asphalt project on the Thule Air Base in Greenland, which was carried out during the summer, as well as a functional contract for asphalt surfacing in the municipality of Haderslev. A market for the production and laying of asphalt generally under pressure however resulted in the closing of the asphalt position in Ringe on Funen at the end of the year due to the lack of profitability.

A targeted effort in Denmark to reduce the number of projects with a negative development, e.g. by strengthening the completion of projects, proved to be a success, and the result in the Denmark segment altogether showed a development better than expected by the beginning of the year and better compared to last year. A higher level of activity for large projects in general also helped increasing revenue to the benefit of the capacity utilisation, resulting in an improved earning capacity, especially within the field of construction.

Expectations for 2013

The level of activity in Denmark in 2013 is expected to be at the same level as or slightly below the level of 2012. We still see a decent level of activ-

ity for a number of large, public infrastructure projects concerning bridges, roads and railways, which contributes to keeping up the level of activity. Earnings, however, still seem to be under pressure, due to fierce competition for public projects, a low level of public infrastructure investment, combined with a great interest in Scandinavia from foreign companies, caused by continued recession in the field of construction in large parts of Europe. Also a change in the project composition and structure on the newly awarded Road Servicing projects will result in reduced earnings for this business area, especially at the start of the term of the contract. In view of this, a slightly lower level of profitability is expected for the Danish market for 2013, compared to 2012.

The overall demand for infrastructure in Denmark peaked in 2012, and even if a relatively high level is expected for 2013, the level of government investment, in the roads area in particular, will drop significantly in future, as it is not expected that many projects will be initiated. A business trends analysis published from the Danish Construction Association in February 2013 predicts a significant drop in the demand from the Danish Road Directorate for the years to come, if new projects are not decided upon. This drop is partly compensated for through growth within the fields of e.g. railways, harbour construction, district heating and sewerage, as well as increased investment in the largest cities in Denmark. Nonetheless, the drop will affect the expectations for the market as well as profitability in a negative way.

OUTSIDE DENMARK SEGMENT

The level of activity and earnings outside of Denmark was significantly below the expected level for the first part of 2012, whereas the last six months proved significantly better than anticipated.

In Germany, both the level of activity as well as earnings were realised slightly better than expected, especially due to the development in the last six months of the year, when several projects awarded earlier that year were completed with earnings better than for the first six months, but also due to the resolvement regarding a number of projects for which provisions had been made because of potential disputes as regards the contractual obligations. Among the large projects carried out in 2012 are the establishment of a large silo plant at a sugar works in Anklam, near the Polish border, a combination of large-scale drainage and sewer systems in Kiel,

Financial information for the Outside Denmark segment

(DKK million)	2012	2011	2010
Revenue	**763.0**	865.3	709.8
Primary operating profit	**24.1**	25.1	4.3
Segment assets	**519.3**	567.8	523.9
Profit ratio	**3.2**	2.9	0.6
Return on invested capital (ROIC) incl. goodwill	**8.3**	9.6	1.6
Return on invested capital (ROIC) excl. goodwill	**10.3**	12.2	2.1
Number of employees	**567**	573	584

the delivery of asphalt for surfacing works on the motorway A7, etc. The overall picture in Germany, however, shows a generally declining demand for both construction projects and asphalt works, and the profitability for the projects has been declining. This, however, has not been the case for relining renovations in Germany, which showed a positive development and a continued increased demand for glass fibre reliners. During most of the year, Ireland was marked by a lower level of activity than 2011, but with a slightly improved profitability. During the year, contracts for a few large road projects in the southern part of the country were awarded. These projects ran smoothly and contributed significantly to the success in 2012, compared to 2011. At the plant in Vilhelmina, the level of activity and earnings were realised below the level expected at the beginning of the year, due to a slight fallback in the sale of sewer reliners at some partners and intensified price pressure, in the German market in particular.

Expectations for 2013

It is expected that a relatively low level of investment in Germany will affect the development in the German fringe areas in particular, including the market areas for the subsidiaries ASA-Bau and SAW. Focus on special projects and a larger degree of geographical flexibility, however, may help compensating for this development and maintain the level of activity, however with a slight fallback in earnings. In Ireland as well, business is marked by reduced budgets within the building and construction sector, and it is expected that 2013 will be an all-time low for the national budget. This will of course affect the expectations for the activity level, but it is also clear that the expectations at this point for the future in Ireland in general are more positive than they used to be. This will, to some extent, compensate for the reduced budgets, and it is therefore expected that the level of activity as well as earnings can be maintained in 2013. The need for sewerage renewal, not least in the countries mostly affected by the financial crisis, is unchanged, and the demand is therefore expected to increase. Competition for the so-called glass reliners, which are stronger and more durable than non-reinforced reliners, however intensifies in line with demand, and consequently, expectations for the level of earnings are only at level with or slightly higher than realised in 2012.

INVESTMENTS AND NEW ACTIVITIES

The year's investment in tangible assets represented DKK 57.8 million, of which investment in acquisition of companies amounted to DKK 0.0 million.

In 2013, the company expects to make investments in tangible assets amounting to approx. DKK 100 million.

EVENTS AFTER THE END OF THE FINANCIAL YEAR

No other events that could influence the annual report for 2012 have occurred since the end of the financial year.

GENERAL RISKS

The Board of Directors of Arkil Holding will assess and approve the strategic plans for the Arkil Group and for the individual business segments on an annual basis.

The Arkil Holding Group's activities, which are in the building contracting sector, involve a number of commercial and financial risks.

The Group's strategy is to apply specific risk management to minimise and deal with commercial and financial risks.

Risk management is primarily targeted at uncovering risks in the group's primary business process project management. Project management covers the stages from offering to completion. Project risks at all stages will be evaluated systematically, and different parts of the organisation will be involved during different points of the process. This helps ensuring that the Group only commits to projects with an acceptable risk profile within the core competencies of the Group.

It is assessed that the risks that the Group faces in general are no different from the usual ones facing companies in the building contracting sector.

The most important operating risk for the Group is affected in particular by its ability to be flexible, with the possibility of rapid adaptation to current market trends within the main business areas of the Group being a key factor.

The Group's customers are mainly public and semi-public authorities, which means that the number of contracts on offer will vary according to political and economic trends.

It is also the Group's strategy to set up subsidiaries abroad, in order to achieve geographical dispersion of the Group's activities, thus reducing dependence on the Danish market.

The Group's main activities lie within routine jobs involving well-known risks that can be minimised through risk management.

Large specialist contracts are often carried out in consortia with experienced partners and specialists, which limits the risks.

Forms of collaboration based on partnerships and early procurement, in which the contractor is involved in the project before the projecting and planning phases have started, will improve the uncovering of risks for the projects.

The Group's insurance strategy involves uncovering significant risks over which the Group itself has no direct influence and which may constitute a threat to the Group's financial status and existence.

Factors that could lead to significant deviations from the expected results include, but are not limited to, economic trends and the development in the financial markets, technological developments, changes to legislation and regulations in the markets where Arkil operate, competitive conditions, job offerings within the Group's areas of business, weather and climate conditions in the markets where the Group operate, and the acquisition and sale of activities and companies.

The Group's financial risks are described in the notes to the Annual Report.

DEVELOPMENT OF PRODUCTS AND METHODS

The Group's activities related to the development of products and methods focus on productive activities meeting existing or expected future needs on the market.

Production methods and techniques are evaluated on an on-going basis in order to optimise the production processes and project completion and meet the market's need for new products and methods.

Arkil focuses on the development of products and methods that contribute to increased use of recyclable raw materials, reduced consumption of materials and production waste as well as energy consumption. The development activities carried through are contributable factors to increased competitiveness as well as an improved environment.

CORPORATE SOCIAL RESPONSIBILITY

The Arkil Group has always had focus on delivering production and services of a high quality, having good and long lasting customer and supplier relations, having motivated employees and living in harmony with the near environment. Corporate and social responsibility has, thus, always been an important factor for Arkil. Today, customers, contractors and other stakeholders to an increasing extent demand that Arkil's production and services take place on the basis of corporate and social responsibility – a trend which is expected to be strengthened in the years to come.

The Arkil Group carries out construction work, inclu -ding asphalt production based on departments in Denmark, Germany and Ireland as well as production of Inpipe liners in Sweden.

The Group wishes to expand its business in a way, which is both socially and financially sustainable. Apart from complying with legislation on all plants, it is also the Group's policy to live up to ethical codices in respect of both environmental and work related conditions.

Corporate social responsibility work is based on the Group's formulated CSR policy and is rooted in the Arkil Group Values. CSR policy should affect the way the organization behaves towards the outside world.

CSR Policy for the Arkil Group

In Arkil we recognise our corporate responsibility and contribute to the society we are part of – no matter where we operate. We do this by:

- **Ensuring decent working conditions and a safe workplace for our employees.**
  Arkil will not contribute to social dumping or exploitation. Arkil employees enjoy decent pay conditions and terms of employment that are all in compliance with the collective agreement and applicable law. We also require that our workplace safety is top-of-the-line, and Arkil not only complies with working environment laws – it is our declared goal to be a leader in terms of safety for our employees.

- **Educating our employees**
  Arkil employs a relatively large number of people without any particular educational qualifications. Arkil recognises that it is in the interest of both the company, the employees and society that the prospects for this job group are taken properly care of. Therefore it is the Group's policy to train building apprentices and asphalters concurrently with our activities and also to carry out supplementary training courses for all staff groups.

- **Investing in the best solutions**
  Arkil intends to prevent pollution in every way possible by investing in energy efficient solutions and promote energy efficiency initiatives in the Group's activities. Arkil also takes active part in experiments with reusing/recycling materials such as construction materials, incineration slag and asphalt. As part of our daily business, we also research and develop advanced environmental solutions and methods to prevent and clean up pollution caused by others.

- **Guaranteeing**
  Our clients should be confident that we always live up to our responsibility towards society in every aspect, and in order to achieve this we will actively and to the widest extent possible follow up on and commit our working partners and subcontractors to our CSR policy.

The policy is applicable for the entire Arkil Group and all its subsidiaries, including subsidiaries abroad. The Arkil Group's codex of business principles can be found on Arkil's website – http://www.arkil.dk/Codex%20of%20business%20principles-1775.aspx

Focus on training and education
In order for Arkil to live up to the company strategy and motto "quality on time", we keep focusing on the importance of training and education. This applies for both employees paid by the hour and salaried employees. It is important that Arkil employees have the right qualifications as regards the tasks and projects which the company are to carry out in both the short and the long run.

Throughout the years, Arkil has increased the focus on the completion and updating of compulsory courses and training especially, but also kept focus on the importance of strengthening general qualifications in Maths and Danish, so that company's employees will be better qualified for future requirements. Consequently, in 2012 the company continued its pilot project "Project Asphalt School". The project was launched in 2011 in cooperation with the trade union 3F, the Danish Asphalt Pavement Association and adult education centres of VUC. The offer applies to all hourly workers in Arkil's Asphalt section, and this year approx. 40 hourly workers accepted the offer to raise their individual qualifications and strengthen their qualifications in these areas.

Through The Arkil Academy, which has now existed since 2010, educational and training courses are still being developed on an on-going basis, so that it is possible for the company to strengthen knowledge sharing and development requirements on several official levels within the fields of strategy, finance, management and day-to-day operations.

In order to ensure that Arkil will keep having skilled and highly qualified employees, who can live up to the company motto "quality on time", focus is still on the training of apprentices. Arkil has apprentices and trainees within the fields of driving, mechanical engineers, building services engineers and constructors within building and construction as well as office work. As at 31 December 2012, the company employed 53 apprentices and trainees, an increase of 12.5% compared to the end of 2011.

A few years ago, an apprentice committee was set up with a view to creating a positive environment for the company's apprentices. The committee formulated an apprentice policy, trained people who will be responsible for the training of apprentices and mentors. The people responsible for the training of apprentices and the mentors contribute to creating a sound interaction between the company, the schools and the specialist committees. They also have the daily responsibility for the company's apprentices, which helps ensuring that the trainees will achieve the optimal benefit from their traineeship in the company.

Focus on environmental conditions

In Arkil Holding, environmental conditions are regarded in a broad perspective, and this covers both the external environment and the working environment.

Environmental conditions are thus viewed broadly and are always part of the projects carried out in the departments and companies included in the Group.

The Group's environmental and climate policies aim at a continued improvement of our environmental performance within the technically and financially possible limits.

Arkil's asphalt activities are certified in accordance with the quality standard ISO 9001, the environmental standard ISO 14001 and the working environment standard OHSAS 18001. In addition, all our asphalt products have been CE marked in accordance with DS/EN 13108. The environmental management system is described in a manual covering the 3 ISO standards as well as the product standard DS/EN 13108.

Arkil's other divisions have developed their own environmental management systems based on the knowledge and experience of the Asphalt division.

Arkil has focus on increased reuse of raw materials and reduction of the energy consumption in the production process to the benefit of the environment. Thus, recycling plants have been established at all the Group's wholly owned asphalt plants in Denmark and Germany with an average production of minimum 40,000 tonnes a year. Increased use of recycled materials in the production helps reducing the consumption of scarce resources in the form of oil products, stone materials, etc.

The application rate for the use of recycled materials in the products is to some extent determined by the product programme for the tenders awarded as well as by the clients' product specifications.

Investment in better warehouse facilities at the asphalt plants is made on an on-going basis, these being in the form of covered storage spaces for storing recycled materials and raw materials for the asphalt production, so that the materials can be kept dry. The use of dry materials in production contributes to significant reductions in the energy consumption.

In connection with the latest tender for the purchase of fuel for the fleet of machinery, Arkil included advice on measures that could help reducing the machines' fuel consumption. The goal being to improve company earnings and at the same time reducing the total environmental impact by minimising fuel consumption.

The effort for a better environment and larger sustainability takes place on an on-going basis in relation to customers, production and services in connection with product development as well as in relation to the Group's own direct external impacts on the environment and the climate. The result of the activities carried out has not been accounted for, as reliable measurements cannot be made of this.

Focus on working environment

In accordance with Arkil's working environment policy, no employee in the company Arkil shall be exposed to larger risks than can be justified when using our best insight and knowledge. The company's employees should be able to expect that – even after years of employment – they would not be more run-down or burdened by effects of the working environment than what is caused by natural ageing.

This puts us under an obligation to prevent work accidents and work-related ill-health by ensuring that the employees are properly trained and instructed in how to carry out their work and that the conditions are right for carrying out their tasks.

We wish to avoid work accidents, one of the ways being to promote a culture which focuses on the safety and health of the employees. We want our employees to stay alert and raise questions if they discover conditions which are not okay. We must not be indifferent and leave it to others to take responsibility. We all carry a personal responsibility to change the conditions in the work environment.

Our Asphalt division has been certified according to DS/OHSAS 18001 as regards the work environment. The division is audited internally and externally several times a year on this matter.

In 2012, the company sat a target to achieve an accident frequency of less than 24 work accidents per million work hours and a 10% reduction in the number of work accidents involving newly hired employees with less than 1 year's seniority.

The target for max. 24 work accidents per million work hours was achieved. In 2012 we had 22.5 work accidents per million work hours compared to 33 in 2011.

Our second target for fewer work accidents involving newly hired employees was not achieved and the level for 2012 is the same as last year. The proportion of new employees in risk of falling victim to a work accident is still too high, and this is not satisfactory. We will keep our focus on this issue in 2013, especially as regards the training and instruction of newly hired employees.

The absence frequency was reduced by 50% from 2011 to 2012. In average, there were 1.9 absence hours for every 1,000 work hour in 2010 compared to 3.7 absence hours for every 1,000 work hour in 2011.

The trends in accident frequency and absence due to accidents the last 5 years can be seen in these charts.

Accident frequency 2008 - 2012

Accident frequency is calculated as the number of accidents per 1 million man-hours worked.

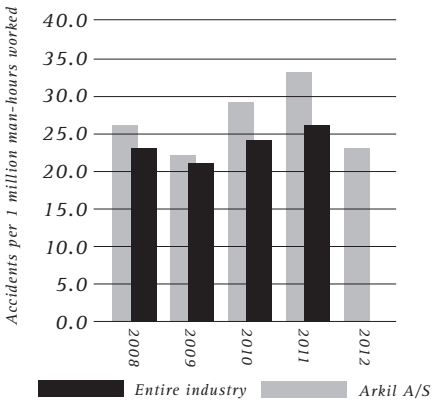

Work absence 2008 – 2012

Absence is calculated as the number of hours lost per 1000 man-hours worked

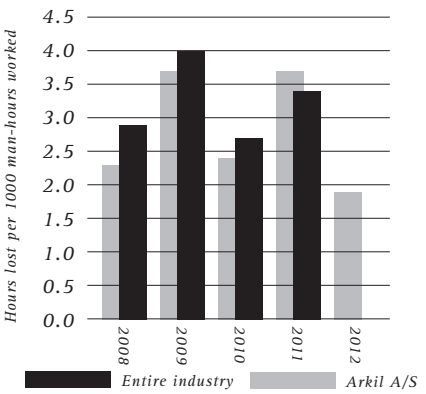

The official 2012 numbers for the industry have not yet been published.

Again in 2012, courses within the field of safety and health in the work place were held, these being the Working Environment course, Working Environment Supplementary Course, "Vejen som arbejdsplads" ("The Road as a Workplace") and "Pas på på banen" ("Take Care on the Tracks"). All courses intended to raise awareness and increase focus on a safe work environment. A total of 550 employees took these courses, including refreshment courses.

Sickness absence

Preventing sickness absence is of high priority in the Arkil Group, and the trend in sickness absence is monitored closely by the Management. The trend in sickness absence is analysed by the Group's Human Resource department in cooperation with the Management, and necessary measures are taken should the analyses reveal a need for this.

In 2012 the percentage of sickness absence in the Danish companies amounted to 3.76%, compared to 4.28% in 2011.

KNOWLEDGE AND COMPETENCE

Arkil's knowledge and competence have been built up around the Group's organisation and employees.

Competency development and initiatives to recruit and maintain employees is of high priority in the Arkil Group.

The knowledge of its employees is an important element in making it possible for the Arkil Group to make a difference. This is why every year the company invests significant resources in the maintenance and development of the employees' skills.

The staff at Arkil is dedicated and stable and possesses a high level of expert knowledge on the Group's business areas.

Through the staff and educational policy that has been formulated, the Group attempts at all times to maintain and extend the knowledge and competence of the employees and to attract new, experienced employees. The knowledge and skill of our employees are nurtured and further developed through both external and internal courses and through involvement in the execution and management of different projects and special assignments. Direct collaboration

between the Group's departments and business areas both in Denmark and abroad is being developed continuously and helps guaranteeing greater sharing of experience and knowledge.

The Arkil Academy, which was established in 2010, handles the Arkil Group's internal training of managers and employees. The training is intended to strengthen the knowledge and competence regarding operational and strategic management on the different management levels targeted at Arkil's business areas and models and to ensure the recruitment of new management potential within the organisation.

In 2012, the Group employed 1,766 members of staff, of which 392 are administrative staff. 245 members of the staff have an engineering or technical background.

SHAREHOLDER INFORMATION

Share capital

Arkil Holding's share capital constitutes DKK 49.1 million, of which DKK 6.1 million is in class A shares and DKK 43.0 million is in class B shares.

Arkil Holding class B shares are listed on NASDAQ OMX København A/S, and the class B capital is distributed in shares with a nominal value of DKK 100.

Class B shares are negotiable instruments that are issued to the bearer, but can be registered in the name of the holder in the company's register of shareholders.

Class A shares are registered shares and are non- negotiable instruments. Class A shares are assigned ten times the voting right of Class B shares.

The division into two share classes was established to ensure independence of the company to the benefit of the shareholders, its employees and other stakeholder groups. Furthermore, it helps ensuring a strong company culture.

The Group has not entered into any essential agreements that will be effective, amended or expire, should the control of the Group be changed following an offer for takeover.

Shareholders

All class A shares are owned by Chairman of the Board Niels Arkil and Managing Director Jesper Arkil.

Own shares

The management of the company may, in accordance with the powers of the General Meeting, permit the company to purchase its own shares up to a total nominal value of 10% of the share capital. This power is valid until 25 October 2013.

The Group's holding of own shares at the end of the fiscal year was 17,300 Class B shares, corresponding to 3.5% of the share capital. The purpose of this is to achieve flexibility in connection with future acquisitions and strategic co-operative agreements.

Market price

The Stock Exchange quotation for the company's class B shares as at 31 December 2012 was 395 – an increase of 1.3% compared to the price at the end of 2011.

COMPANY MANAGEMENT

The role of the shareholders and their cooperation with the company's management

The company seeks to ensure information to and the possibility for dialogue with the Group's shareholders through regular publication of news, financial statements and annual reports as well as at the Annual General Meeting. All published information is made available to the investors on the company's website.

Furthermore, the shareholders have the possibility to communicate with the company's Managing Director and Chairman of the Board.

The Board regularly assesses the composition of the company's capital and share structure. It is the opinion of the Board that an equity share of minimum 35% is in the interest of the company and the shareholders. The overall goal is to ensure a

structure which supports a long-term and profitable growth, where the group at all times is capitalised, so that financing can be achieved on the usual and reasonable terms.

The distribution of the share capital and the voting rights into share classes appears from a separate note to the annual report.

The General Meeting is the superior authority within the company. Ordinary Annual General Meetings are normally held in April.

The Board will summon to the General Meeting at least 3 weeks and at the earliest 5 weeks before the meeting. The notice convening the meeting will contain the agenda regarding the matters to be discussed. The Annual Report and proposals for matters to be discussed are sent to shareholders on the register who have requested this no later than 8 days prior to the Annual General Meeting. All shareholders have the right to participate and vote personally or by power of attorney as well as to propose matters to be discussed. Shareholders are able to give power of attorney to the Board for each item on the agenda.

At best, the entire Board of Directors should be present at the Annual General Meeting.

The role and significance of the stakeholders for the company as well as the company's corporate and social responsibility

The company wishes to enter into constructive dialogue with its shareholders and other stakeholders and to maintain a high degree of transparency in communicating with the shareholders. Thus, policies have been drawn up for a number of focus areas, such as communication, staff, environment and responsibility towards customers and society as a whole.

Please refer to the separate statement in the annual report for a description of the company's corporate and social responsibility.

Openness and transparency

It is the Company's view that adequate and punctual information to the shareholders and the financial markets is necessary in order to ensure a well-founded and fact-based valuation of the Company's assets.

The Company places great emphasis on giving all investors and other stakeholders access to information about the Company. Information to the market will be published through NASDAQ OMX in Danish and, to the extent it is deemed necessary, in English. Furthermore, all information will be available on the Company's website at the same time as the publication.

The tasks and responsibilities of the Corporate Management

The Board of Directors is responsible for the overall management of Arkil and for ensuring that the Executive Board work according to the objectives, strategies and business procedures that have been decided upon.

The Board convenes according to an established meeting schedule five to seven times a year, of which one of the meetings is dedicated to determining the objectives and strategies of the Group and the individual business areas. The Executive Board attends these meetings. A summons is made to extraordinary meetings should circumstances so dictate.

The Board's order of business forms the basis for the work of the Board. The order of business is updated at least once a year.

As a natural element of its work, the Board of Directors discusses the Group's management processes on an on-going basis, in order to ensure that they are essentially in accordance with international recommendations and practices and also satisfy the legal requirements of company management.

The Board of Directors has stipulated the guidelines for the Executive Board's reporting to the Board of Directors. In addition to this, the Board of Directors receives reports on the company's situation from the Executive Board and special notifications when required. The Executive Board thereby continually informs the Board of matters such as the development and profitability, financial position and other operational matters of the business areas. The Board is informed systematically at meetings and by means of verbal and written communication.

The Board of Directors selects a Chairman and a Deputy Chairman, who, together, constitute the Chairmanship. The Chairmanship's duties, obliga-

tions and responsibilities are set out in the rules of procedure and include scheduling Board meetings in collaboration with the Executive Board.

The Board may appoint committees to attend to particular duties. No such committees currently exist.

According to section 31 in the Danish Act on Registered and State-Authorised Public Accountants, an audit committee must be set up. It is the decision of the Board that the functions assigned to the audit committee shall be handled by the entire Board.

Composition and organisation of the Corporate Management

The Board are made up of a total of 6 members. Five external members and the Chairman of the Board, Niels Arkil, who owns 13.90% of the company's nominal share capital with a voting right of 33.55%. The Board is elected by the General Meeting for one year at a time. The Articles of Association contain no limits as to the age of members or the length of membership in relation to the engagement of company board members. Over the years, however, there has been a natural replacement of board members.

The Board continually assesses the composition and number of Board members. The Board finds the number of Board members appropriate to the needs of the company.

It is evaluated on a current basis whether the appointment of committees is necessary.

Remuneration to the Management

The Board continually discusses and considers the principles for the remuneration of the Executive Board with a view to ensuring that these principles are in accordance with general practices for comparable companies and reflect the performance required.

No agreements have been made with the Board of Directors, Executive Board or any leading employees on extraordinary severance payments.

The Board receives a fixed remuneration which is approved by the Annual General Meeting on an annual basis.

The Group does not have any share option programmes or similar.

The Management's remuneration is described in greater detail in the notes to the annual report.

Presentation of accounts

The Board is responsible for the Annual Report and other financial reports being prepared in accordance with the law and other applicable standards, etc. Prior to publication, the Board will ensure that the financial reports are comprehensible and balanced, and that they give a true and fair picture of assets, liabilities, the financial position as well as result and cash flow. Moreover, it is ensured that the management's review includes a true and fair statement on the items mentioned in the review, including prospects for the future.

Risk management and description of internal controls

The Board and the Executive Management evaluate the Group's risk exposure on a current basis, including risks in connection with the presentation of the accounts, in relation to the Group's activities.

It is the Group's policy to reduce risks where possible and deemed appropriate. The risks for the company are discussed separately elsewhere in the present annual report.

The Board of Directors and Executive Board hold the overall responsibility for the Group's risk management and internal control in connection with the presentation of accounts, including compliance with the relevant legislation and other adjustments in connection with the presentation of accounts.

The Board of Directors finds that the Management's views are crucial for good risk management and internal control in connection with the presentation of accounts. The Board of Directors' and the Executive Board's views in respect of good risk management and internal control in connection with presentation of accounts are thus emphasized on a continuous basis.

The Group's risk management and internal control in connection with the presentation of accounts, including amongst others IT and taxes, is designed with a view to effectively controlling rather than eliminating the risk of errors and omissions in connection with the presentation of accounts.

The Group's risk management and internal control system in connection with the presentation of

accounts can only form a reasonable, but not absolute, certainty that wrongful use of assets, loss and/or significant mistakes and omissions are avoided in connection with the presentation of accounts.

The Board of Directors/the audit committee and the Executive Board continuously assess the significant risk and internal control in connection with the Group's assets and their influence on the presentation of accounts.

Control environment

At least once a year, the Board of Directors assesses the Group's organisational structure and staffing in significant areas, including areas in connection with the presentation of accounts – including e.g. IT and taxes.

The Board of Directors and the Executive Board will establish and approve overall politics and procedures and controls in connection with the presentation of accounts. The basis of this being a clear organisational structure, clear lines of reporting, authorisation and certification procedures.

Once a year, the Board of Directors/the audit committee will assess the need for establishing internal audit procedures. The Board of Directors have decided not to establish internal auditing.

The Board of Directors has approved politics and procedures within significant areas.

The adopted policies and procedures are available on the Group's intranet.

The Executive Board will monitor on an on-going basis that relevant legislation and other regulations and requirements in connection with the presentation of accounts are complied with and will report to the Board of Directors/the audit committee in this respect.

Risk analysis

At least once a year, the Board of Directors/the audit committee and the Executive Board carry out an overall risk analysis of risks in connection with the presentation of accounts.

Based on this, the Board of Directors will adopt a Group Risk Management policy that, among others, contains a description of the most significant risks in connection with the presentation of accounts as well as measures to control and eliminate and/or reduce the risks.

Every year, as part of the risk analysis, the Board of Directors and the Executive Board will assess the risk of fraud and the necessary measures which should be taken in order to reduce and/or eliminate these risks. This includes the Board of Directors' assessment of the possibility of the day-to-day management to bypass checks and exercise improper influence on the presentation of accounts.

On significant acquisitions an overall risk analysis is carried out in respect of the newly acquired company, just as the essential administrative procedures and internal controls in connection with the presentation of accounts in newly acquired companies are examined as part of due diligence and/or immediately after the takeover.

Decisions concerning actions in respect of reduction and/or elimination of risks are based on an evaluation of materiality and cost/benefit analyses.

The most essential risks in connection with the presentation of accounts appear from the Management's review and in the notes to the Annual Report.

Control activities

The control activities are based on the risk assessment. The objective of the Group's control activities is to ensure that the objectives, politics, manuals, procedures, etc. outlined by the Executive Board are followed as well as to prevent, discover and correct any errors, deviations or omissions, etc. in due time.

The Executive Board has established coherent and transparent business systems, which are easily accessible at all levels of the organisation. The Executive Board is of the opinion that the established business systems to a large extent will strengthen the internal control and, thus, reduce the risk of essential errors.

The Executive Board has established formal reporting procedures for the Group, comprising of budget reporting and monthly reporting, including deviation reports with quarterly updating on the estimates for the year. In addition to income statement, balance sheet and cash flow statement, the reports include notes and supplementary information. Information to be used in respect of complying with any requirements to the notes as well as other reporting requirements is collected on an on-going basis.

Information and communication

The Board of Directors has approved policies concerning information and communication, which among other things establish the requirements to the presentation of accounts and the external financial reporting in compliance with the legislation and the regulations in this respect.

One of the objectives of the policies concerning information and communication approved by the Board of Directors is to ensure that applicable duties to disclose are complied with as well as ensuring that the information provided is adequate, complete and precise.

The Board of Directors finds it important that – within the scope applying to public listed companies – there will be open communication in the company and that each individual knows his/her role in the internal control in the company.

The Group's essential risks and internal controls in connection with the presentation of accounts, the Board of Directors' view in this respect and actions taken in this respect are conveyed internally in the Group on an on-going basis.

The Board of Directors and the Executive Board find it important that each individual constantly and in due time should have all relevant information at hand to carry out the tasks.

The information systems are designed to enable the company to identify, gather and communicate relevant information, reports, etc. on an on-going basis at all levels – under due consideration of the requirements concerning confidentiality for public listed companies – that will enable the individual to effectively and reliably carry out tasks and controls. The aim is that the company will constantly be able to issue trustworthy reports and carry out controls with a view to effectively managing the company operationally, financially and in accordance with applicable legislation and regulations.

Together with the appurtenant manual and systemic controls, the information system is intended to enable controls being carried out and documented in an effective and appropriate manner. Furthermore, the information system is intended to ensure effective and reliable communication through all levels within the organisation and, where relevant, with clients, suppliers, authorities, shareholders, investors, financial markets and the press, etc.

Monitoring

Each risk management and internal control system must be monitored on an on-going basis to ensure that it is efficient.

The monitoring will be carried out by on-going evaluations and controls at all levels in the Group. The extent and frequency of these periodic controls primarily depend on the risk evaluation and the effectiveness of on-going controls.

Any weaknesses, lack of control, non-compliance with policies, framework or other significant deviations are reported upwards in the organisation in accordance with the Group's policies and instructions in this respect. Weaknesses, omissions and/or non-compliances are reported directly to the Executive Board. Significant issues are furthermore reported to the audit committee/the Board of Directors.

In the auditor's records, the auditors elected by the Annual General Meeting will report essential weaknesses in the Group's internal control system in connection with the presentation of accounts to the Board of Directors. Minor essential circumstances are reported in the Management Letters to the Executive Board.

The Board of Directors/the audit committee will monitor that the Executive Board react efficiently to any weaknesses and/or omissions and that agreed measures to strengthen the risk management and internal controls in respect of the presentation of accounts are implemented as planned. The Executive Board will follow up on the implementation of observed weaknesses as well as issued mentioned in the Management Letter, etc.

Auditors

The General Meeting selects a chartered accountancy firm for one year at a time according to the recommendations of the Board. Prior to presenting its recommendations to the General Meeting, the Board assesses the independence and competence of the auditor.

The auditors continually report on the progress of the audit in an audit protocol to the Board of Directors. As a minimum, the auditors attend two Board meetings, and always the Board meeting in which the Board discusses and approves the annual report and, in so far as the Board or the auditors so wish, also in other Board meetings.

The auditor agreement and remuneration to the auditors is approved by the Board of Directors. Due to the size of the Group and the Board of Directors' evaluation of the Group's risk, it is not deemed necessary to establish an internal audit to support and control the company's internal control and risk management systems.

Danish recommendations for good management

As a listed company, Arkil Holding A/S is obliged to follow the rules and regulations applying to the companies listed on NASDAQ OMX Copenhagen, which amongst others includes a national codex on good corporate management.

In accordance with item 4.3 in "Rules for issuers of shares – NASDAQ OMX Copenhagen", Danish companies must account for how they relate to the "Recommendations for good management" from a "follow or explain" principle. The recommendations point out that it is just as legitimate to explain yourself than to follow a specific recommendation, as the most important thing is to create transparency in the company's management.

With a few exceptions, Management complies with the stated recommendations for good company management from August 2011.

The exceptions are the following:

- Notifications to the stock exchange and other information will be provided in English to the extent necessary.

- No nominating committee has been established. The Board considers the relevancy of such nominating committees on an on-going basis, and so far has not found it necessary to establish such a committee. The task is handled by the Chairman/the entire Board.

- A remuneration committee has not been established. At this point the Board does not find it necessary to establish such a committee based on the size of the company and the composition of the Board. The task is handled by the Chairman/the entire Board.

- The Board has not specified concrete goals for ensuring diversity in the different management levels in the company. The Board does not see an unambiguous connection between fixed goals for diversity and optimal management of the Group. The management in the Group is evaluated on the basis of specialist competences. Therefore, the Board has not yet found it necessary to specify concrete goals for diversity in the different Group management levels.

- The procedure for the self-evaluation of the Group's supreme management body and the result of this evaluation is not described in the Annual Report. The evaluation of the Board's work is done by the Chairman, and the result is discussed in the entire Board at a Board meeting held each year. At this meeting, also the work and results of the Executive Board.

More information on Arkil Holding's view on the individual recommendations can be found on Arkil's website - http://www.arkil.dk/CorporateGovernance-1916.aspx

Internal rules regarding insider knowledge and trading with company shares

In accordance with the Danish Securities Act, the company keeps an insider register of persons who by virtue of their position are considered to have access to insider knowledge of the company. The company has drawn up internal rules for such persons.

Those who are in the insider register and who come under the internal rules are the Board members and senior executives of Arkil Holding A/S, other managers and senior staff with direct reference to the Board or senior executives of Arkil Holding A/S, selected auditors and other employees of Arkil Holding A/S, if their employment may be expected to give them access to insider information.

The members of the Board and senior executives, other directors, senior staff, selected auditors and other members of the subsidiaries of Arkil Holding A/S, including the Group's overseas companies, are also included if their employment may be expected to lead to access to internal knowledge.

All Board members, Executive Board members and other insider-registered employees of the Arkil Holding A/S Group may only buy and sell shares in Arkil Holding A/S for a period of four weeks after publication of the company's annual and interim reports.

Information

Arkil's website – www.arkil.dk – contains all stock exchange announcements and financial statements, as well as information about the Group's activities.

Registered shareholders of Arkil Holding will automatically receive a summons to the Annual General Meeting. Shareholders wishing to register their shares in their own names are requested to contact their own banks.

Dividends

It is the aim that shareholders should achieve a return from their investment in the form of an increase in the share price and a dividend more profitable than risk-free investment in bonds.

Distribution of any dividend must take place with due consideration of the necessary consolidation of equity capital as the basis for the continued expansion of the Group.

Arkil Holding A/S has approx. 1,500 listed shareholders. Of these, as at 31 December 2012, the following shareholders are registered in the company's list of shareholders in accordance with section 55 of the Danish Companies Act:

Shareholders	No. of Class A and B shares	Proportion of listed capital in %	Proportion of the company's A/S capital in %	Votes %
Chairman of the Board Niels Arkil, Tjørnebakken 17, DK-6100 Haderslev, Denmark	37,313	8.59	13.90	33.55
Investeringsforeningen Danske Invest-gruppen, Parallelvej 17, DK-2800 Kgs. Lyngby, Denmark	*			
Danske Bank, Holmens Kanal 2 – 12, DK-1092 Copenhagen K, Denmark	28,611	6.66	5.82	2.74
Ellen and Ove Arkil's Fond, Åstrupvej 19, DK-6100 Haderslev, Denmark	24,375	5.67	4.96	2.33
Managing Director Jesper Arkil, Vidarsvej 8, DK-6100 Haderslev, Denmark	1,349	0.30	6.39	28.96

The denomination of all class B shares is DKK 100. The denomination of the class A shares varies.

* Investeringsforeningen Danske Invest-gruppen has informed the Board that they own more than 10% of the company's share capital.

Key figures relating to shareholders		2012	2011	2010	2009	2008
Suggested dividend per DKK 100 share	DKK	10.00	0.00	0.00	15.00	15.00
Earnings per DKK 100 share	DKK	81.0	10.0	(63.4)	49.3	147.6
Growth in earnings per DKK 100 share	%	707.1	115.8	(228.6)	(66.6)	(26.5)
Book value per DKK 100 share	DKK	1,348	1,319	1,314	1,389	1,348
Share price pr. DKK 100 share	DKK	395	390	528	695	540
Share price/book value		0.29	0.30	0.40	0.50	0.40
Price/earning, year-end	DKK	4.9	38.8	(8.3)	14.1	3.7
Market capitalisation calculatede on the basis of the market price	million	194.1	191.6	259.4	341.5	265.2

Notifications to the Stock Exchange since last annual accounts

21 Mar 2012	Financial statement for Arkil Holding A/S
28 Mar 2012	Summons to the Annual General Meeting
28 Mar 2012	Annual Report 2011
25 Apr 2012	Course of the Annual General Meeting
29 May 2012	Interim report for Arkil Holding A/S for the first quarter of 2012
29 Aug 2012	Interim report for Arkil Holding A/S for the first half of 2012
17 Oct 2012	Operating contracts with the Danish Road Directorate
25 Oct 2012	Statement in accordance with section 28 in the Danish Act on trade on securities regarding the possession of shares and voting rights for these in Arkil Holding A/S
23 Nov 2012	Changes to the expectations for the result for 2012
28 Nov 2012	Interim report for Arkil Holding A/S for the third quarter of 2012
05 Dec 2012	Report pursuant to section 28a in the Act on trade on securities
18 Dec 2012	Financial calendar for 2013 for Arkil Holding A/S
6 Mar 2013	Adjustment of the annual result for 2012 for Arkil Holding A/S

Financial calendar 2013

20 Mar 2013	Publication of the announcement of the annual accounts for the financial year 2012
24 Apr 2013	Annual General Meeting at the Hotel Harmonien, Haderslev, Denmark at 5:30 pm
22 May 2013	Publication of interim statement for the first quarter of the financial year 2013
28 Aug 2013	Publication of interim statement for the second quarter of the financial year 2013
27 Nov 2013	Publication of interim report for the third quarter of the financial year 2013

FINANCIAL REVIEW OF THE CONSOLIDATED ACCOUNTS

This 2012 Annual Report for Arkil Holding A/S has been prepared in accordance with International Financial Reporting Standards (IFRS) as approved by the EU and Danish financial reporting requirements for public listed companies.

Income statement

The Group's revenue rose by DKK 313.3 million to DKK 2,881.8 million, corresponding to 12.2%. The increase can be attributed to the general market conditions.

Production costs rose by DKK 262.4 million to DKK 2,625.8 million, or 11.1%.

Gross margin thus rose from 8.0% to 8.9%.

Administration costs increased by DKK 5.0 million, or 2.6%. The administration costs hereinafter constitute 6.8% of the net revenue compared to 7.5% in 2011.

Net financial items were DKK 5.0 million compared to DKK 5.6 million in 2011.

Balance Sheet

Long-term assets decreased by DKK 21.8 million.

Short-term assets rose by DKK 117.3 million amounting to DKK 960.8 million as as 31 Dec 2012. The increase in liquid holdings amounts to DKK 37.7 million.

Long-term liabilities reduced by DKK 3.4 million, amounting to DKK 320.4 million as at 31 Dec 2012.

Short-term debt constitutes DKK 589.2 million against DKK 508.4 million as at 31 Dec 2012.

Cash Flow Statement

Cash flow from operations constitutes DKK 115.3 million, compared to DKK -23.6 million in 2011.

Cash flow applied to investment activities constitutes DKK 31.3 million, compared to DKK 38.7 million in 2011.

Cash flow applied to financial activities constitutes DKK 40.2 million, compared to DKK 36.2 million in 2011.

Liquid assets increased from DKK 97.2 million as at 31 Dec 2011 to DKK 141.6 million as at 31 Dec 2012.

The Group's liquidity at the year-end and the Group's unused credit facilities mean that the Arkil Group has satisfactory financial reserves.

ACCOUNTING POLICIES APPLIED

Arkil Holding A/S is a public limited company that is based in Denmark. The Annual Report for the period 1 January to 31 December 2012 includes both the consolidated accounts for Arkil Holding A/S and its subsidiaries (the Group), as well as a separate annual report for the parent company.

The 2012 Annual Report for Arkil Holding A/S is presented in accordance with International Financial Reporting Standards (IFRS) as approved by the EU and Danish reporting requirements for annual reports for public listed companies.

The Annual Report also complies with the International Financial Reporting Standards (IFRS) issued by the IASB.

Basis for preparation of the accounts

The annual report is presented in DKK rounded to the nearest DKK 1,000.

The annual report has been prepared in accordance with the historical cost principle with the exception of the following assets and liabilities being measured at fair value, derivatives, financial instruments in the trade portfolio and financial instruments classified as available for sale.

Long-term assets and saleable asset groups are measured at the lowest book value before the amended classification or fair value with deduction of distribution costs.

As described below, the accounting policies are applied consistently in the financial year and for comparative figures.

Correction of errors

When calculating provisions for pensions, in a few cases in earlier years indexation of the pension amount from the time when the agreement was made to the time of retirement was not taken into account when calculating current value of defined-benefit plans. This has been adjusted in the annual report for 2012, and as a result, equity capital as at 1 January 2011 was adjusted by DKK (4,221,000) and the comparative figures adjusted according to IAS 8.42.

This error does not affect the income statement for neither 2011 nor 2012.

The correction had the following effect on the items in the consolidated account (DKK '000)

	01.01.2011 Before change	Change	01.01.2011 After change
Equity	645,646	(4,221)	641,425
Long-term assets	630,769	1,809	632,578
Long-term liabilities	317,800	6,030	323,830

Changes in accounting policies

As of 1 January 2012, Arkil Holding A/S implemented:

- Amendments to IFRS 7 Disclosures – Transfers of Financial Assets
- Amendments to IAS 12 Deferred Tax: Recovery of Underlying Assets

None of the new standards and interpretations affected the inclusion and measurement in 2012 and consequently neither result or diluted result per share.

Consolidated accounts

The consolidated accounts cover the parent company, Arkil Holding A/S, and subsidiaries for which Arkil Holding A/S has a controlling interest in the company's financial and operational policies, in order to realise a yield or other advantage from its activities. A controlling interest is achieved either by directly or indirectly owning or controlling more than 50% of the voting rights, or by controlling the company in question by other means.

Companies, in which the Group exercises a significant influence, but not a controlling interest, are seen as affiliated companies. A significant influence is typically achieved by either directly or indirectly owning or controlling more than 20% of the voting rights, but less than 50%. The assessment of whether Arkil Holding A/S has a controlling interest or significant influence takes into account potential voting rights.

The Group structure is shown on page 13.

The consolidated accounts have been prepared as a compilation of the accounts of the parent company and the individual subsidiaries, calculated in accord-

ance with the Group's accounting policies, and with elimination of intra-group income and expenses, shareholdings, balances and dividends, and realised and unrealised gains on intra-group transactions. Unrealised losses are eliminated in the same way as unrealised gains, to the extent there has been no depreciation.

Investments in subsidiaries are set off against the parent company's proportional share of the subsidiaries' market value of identifiable net assets and contingent liabilities included at the time of acquisition.

Joint ventures

The Group participates in both long-term and short-term joint ventures.

Joint ventures are included in the consolidated accounts on a pro-rata basis.

External annual accounts have not been prepared for joint ventures in the form of partnerships, in accordance with the special provision in section 5 of the Danish Company Accounts Act.

Company mergers

Recently acquired or founded companies are included in the consolidated accounts from the take-over date. Companies that have been sold or wound up are included in the consolidated income statement up until the disposal date. Comparison figures are not adjusted for companies which have been recently acquired, sold or wound up. However, discontinued activities are presented separately, as described below.

On acquisition of new companies, where a controlling influence over the acquired company is gained, the takeover method is applied. The identifiable assets, liabilities and contingent liabilities of the acquired companies are measured at their present value on the takeover date. Identifiable intangible assets are included where these can be isolated or derived from a contractual right and the present value can be reliably calculated. Deferred taxation of the revaluations is factored into the accounts.

The time of take-over is the time at which Arkil Holding A/S achieves actual control of the company.

The positive difference (goodwill) between the cost price of the company and the present value of the acquired identifiable assets, liabilities and contingent liabilities is entered as goodwill under intangible assets. Goodwill is not amortized, but is tested at least once a year for a reduction in value. The first test of value reduction is carried out before the end of the year of acquisition. Upon acquisition, goodwill is allocated to the cash flow generating entities that subsequently provide the basis for the value reduction test. Goodwill and present value adjustments in connection with the acquisition of a foreign entity with a different functional currency to the Arkil Group's presentation currency are handled as assets and liabilities belonging to the foreign entity and converted to the foreign entity's functional currency at the exchange rate applicable on the transaction date. Negative goodwill is included in the income statement on the takeover date.

Purchase payments for a company consist of the current value of the agreed payment in the form of assets acquired, obligations taken on and equity instruments issued. If parts of the purchase payment are conditional on future events or fulfilment of conditions agreed upon, these are included in the purchase price at current value at the time of acquisition. Costs which can be referred to mergers are included directly in the income statement on the date they are incurred.

If at the time of acquisition there are any uncertainties as to identification or measurement of assets acquired, obligations, contingencies or setting of the purchase prices, the first inclusion takes place based on interim calculation of present value. If it is found at a later stage that identification or measurement of the purchase price, assets acquired, obligations or contingencies was incorrect at the first inclusion, the statement will be amended retrospectively, including goodwill, up until 12 months after the acquisition, and the comparative figures are adapted. After this period, goodwill is not adjusted. Changes in contingent purchase payments are included directly in the income statement.

Gains or losses from the disposal or liquidation of subsidiaries and affiliated companies are valued as the difference between the sales price or liquidation value and the accounting value of net assets, including goodwill, at the time of sale together with the sale or liquidation costs.

Minority interests

At the first inclusion, minority interests are measured at either current value or their proportional share of the current value of identifiable assets, obligations and contingencies in the acquired company. In the first case, goodwill is thus included concerning minority interests' share of ownership of the acquired company, while in the latter case goodwill concerning minority interests are not included. Measurement of minority interests are measured transaction by transaction and entered in the notes in connection with description of acquired companies.

Conversion of foreign currencies

A functional currency is selected for each of the reporting companies in the Group. The functional currency is the currency used in the primary economic environment within which the reporting company operates. Transactions in currencies other than the functional currency are foreign currency transactions.

Transactions in foreign currencies are converted to the functional currency during the first inclusion at the exchange rate on the transaction date. Exchange rate differences that occur between the exchange rate on the transaction date and the exchange rate on the payment date are included in the income statement under financial income or expenses.

Trade debtors, debt and other monetary entries in foreign currency are converted at the rate on the balance sheet date. The difference between the exchange rate on the balance sheet date and the exchange rate when the debtor or debt emerged, or the exchange rate in the most recent annual report, is included in the income statement under financial income and expenses.

When including companies in the consolidated accounts which have a functional currency other than DKK, the total income statements are converted at the transaction day exchange rate, and the balance sheet items are converted at the exchange rate on the balance sheet date. The average exchange rate for the given months is used as the transaction day exchange rate, except where this would significantly alter the outcome. Exchange rate differences that are the result of converting the equity capital of these companies at the beginning of the year at the exchange rate on the balance sheet date, or of converting the total income from transaction day rates to the exchange rate on

the balance sheet date, have been included under other comprehensive income in a separate reserve for exchange rate adjustments under equity capital. The exchange rate adjustments are divided between the parent company's and the minority interests' share of the equity capital.

Price adjustments of outstanding accounts that are considered to be part of the total net investment in companies with functional currencies other than DKK are included in the consolidated accounts under other comprehensive income in a separate reserve for exchange rate adjustments under equity capital. Likewise, exchange rate gains and losses for the part of loans and derivative financial instruments used for hedging net investments in these companies and effectively hedging the same exchange rate gains and losses for the net investments in the company, are included under other comprehensive income in a separate reserve for exchange rate adjustments under equity capital.

When including affiliated companies in the consolidated accounts which have a functional currency other than DKK, the Group's share of the annual

profit is converted at the average exchange rate, and the share of equity, including goodwill, is converted at the exchange rate on the balance sheet date. Exchange rate differences that arise when converting the share of the equity of affiliated foreign companies at the beginning of the year at the balance sheet date exchange rate, and when converting the share of annual profit from an average exchange rate to the balance sheet date exchange rate, are included directly in other total comprehensive income in a special reserve for exchange rate adjustments under equity.

By relinquishment of 100% owned foreign entities, the exchange rates accumulated in the equity via other comprehensive income are reclassified - and can be attributed to the unit – from "Exchange-rate adjustment reserve" to the income statement together with any loss or gain upon relinquishment.

By relinquishment of partly owned foreign subsidiaries, the part of the exchange-rate reserves that relates to minority interests is not assigned to the income statement

By partial relinquishment of foreign subsidiaries without losing control, part of a proportional share of the exchange-rate reserves are transferred from the shareholders in the parent company to the minority interests' share of the equity.

Derivative financial instruments

Derivative financial instruments are initially included in the balance sheet at the day of trading and measured at the current value. Positive and negative fair values of derivative financial instruments are included in other receivables and payables, respectively, and positive and negative values are only set-off when the company is entitled to and intends to settle several financial instruments net. Fair values for derivative financial instruments are calculated on the basis of current market data and recognised valuation methods.

Hedging of fair value

Changes in the current value of derivatives, which qualify as fair value hedges of a recognised asset or a recognised liability, are included in the income statement along with any changes in the current value of the hedged asset or liability, with respect to the hedged component. Hedging of future cash flows in relation to a firm commitment, apart from currency hedging, is handled in the same way as hedging of fair value.

The part of the derivative financial instrument which is not part of hedging is presented under financial items.

Hedging of cash flow

Changes in the components of the current value of derivative financial instruments that qualify as future cash flow hedges, and which effectively hedge changes in future cash flows, are included under other total comprehensive income under a separate reserve for hedging transactions under equity, until the secured cash flows affect the income statement. At this time, the gain or loss relating to such is re-classified from other total comprehensive income and is included under the same item entry as the hedged entity.

If the hedging instrument no longer fulfils the criteria for financial hedging, the hedging will cease forward. The accumulated value adjustment included in equity is transferred to the income statement, when the hedged cash flows affect the income statement.

If the hedged cash flows are no longer expected to be realised, the accumulated value adjustment will be included in the income statement immediately.

The part of the derivative financial instrument which is not part of a hedging is presented under financial items.

Other derivative financial instruments

For derivative financial instruments that do not meet the criteria for hedge accounting, changes in the current value are included in the income statement on an on-going basis under financial items.

Some contracts contain provisions that correspond to derivative financial instruments. Where such built-in financial instruments differ significantly from the particular contract, they are included separately and continually measured at their current value, except where the total contract is included and continually measured at its current value.

Income statement

Revenue

Revenue from sale of commercial goods and finished articles is included in the income statement, but only if delivery and invoicing have been effected before the year-end.

Contract works are included in revenue based on the percentage-of-completion method.

Contract prices and profit and loss figures are allocated proportionally according to progress in production, which means that revenue corresponds to the sales value of the work actually carried out for the year. Appropriation is carried out and expected losses have been charged as expenses.

Government grants

Government grants cover grants for investment, etc.

Grants for research and development costs that are included directly in the income statement are included under production costs as the costs that qualify for a grant are incurred.

Grants for the purchase of assets, etc., are presented in the balance sheet by deducting the grant from the asset's book value.

Production costs

Production costs comprise costs, including depreciation and salaries, paid to achieve the net revenue for the year. Development costs that do not fulfil the capitalization criteria are also included under production costs.

Provision for bad debt from enterprise contracts is included.

Administration costs

Administration costs comprise costs incurred during the year for management and administration, including the costs of administrative staff, office premises, office expenses and depreciation. Write-downs of accounts receivable from sales are also included.

Other operating income/expenditure

Other operating income and expenditure comprises entries of a secondary nature in relation to the company's activities, including losses and gains realised

from the sale of tangible and intangible assets. Gains and losses from the sale of intangible and tangible assets have been calculated as the sales price, less sales costs and the accounting value at the time of sale.

Income from investments in affiliated companies in the consolidated accounts

In the consolidated income statement, the proportional share of the results of the affiliated companies is included after taxes and after the elimination of the proportional share of internal profit/loss.

Dividends on investments in subsidiaries and affiliated companies in the parent company's annual accounts

Dividends on investments in subsidiaries and affiliated companies are entered as income in the parent company's income statement in the financial year in which the dividend is declared.

Financial income and expenses
Financial income and expenses comprise interest earned and paid, exchange gains and losses and write-downs in connection with securities, debt and transactions in foreign currency, amortization of financial assets and liabilities, including financial leasing commitments and deductibles and remunerations under the on-account taxation scheme, etc. In addition to this, realised and unrealised gains and losses in connection with derivative financial instruments that cannot be classified as hedging agreements are included.

Borrowing costs
Borrowing costs from general borrowing or loans directly related to the acquisition, establishment or development of qualifying assets shall be assigned to the cost price of such assets.

Tax on profit/loss for the year
Arkil Holding A/S is jointly taxed with all of its Danish subsidiaries. The applicable Danish corporation tax is divided between the jointly taxed companies in proportion to their taxable incomes. Companies using taxes losses in other companies pay a joint tax contribution to the parent company corresponding to the tax value of the loss used, while companies where tax losses are used by other companies receive joint tax contributions corresponding to the tax value of the loss used (full distribution). The jointly taxed companies are part of the on-account taxation scheme.

This year's taxes, which comprise the current tax for the year and alterations in deferred tax, are included in the annual profit, in other comprehensive income or directly under equity capital.

Balance sheet
Intangible assets
Goodwill
When goodwill is first included in the balance sheet, it is entered at cost price, as described under "Company mergers". Goodwill is subsequently measured at cost price, less accumulated depreciation. Goodwill is not amortized.

The book value of goodwill is allocated to the Group's cash-flow generating entities on the takeover date.

Development projects, licences and rights
Development costs comprise salaries, depreciation and other costs which can be attributed to the company's development activities.

Clearly defined and identifiable development projects that demonstrate technical utilisation, adequate resources and a potential market or application within the company, and where the intention is to produce, market or utilise the project, are included as intangible assets, assuming the cost price can be reliably calculated and there is sufficient certainty that future earnings or net sales price will cover production, sale and administration expenses and development costs. Other development expenses are included in the income statement as the expenses are incurred.

Included development costs are measured at cost price, less accumulated depreciation and write-downs. The cost price comprises salaries, depreciation and other costs which can be attributed to the company's development activities and loan costs from specific and general borrowing that directly concern the development of development projects.

Once the development work is completed, development projects are linearly depreciated over the estimated economic life time. The depreciation period may not exceed five years. The depreciation base is reduced in line with any write-downs.

Licences and rights are measured at cost price, less accumulated depreciation and write-downs. Licences and rights are depreciated linearly over the remaining agreement period or life time, whichever is shorter. The depreciation base is reduced in line with any write-downs.

Other intangible assets, including intangible assets acquired in connection with company mergers, are amortized over their expected life time. Other intangible assets are depreciated linearly over their expected life time.

Tangible assets
Land and buildings, as well as technical equipment, machinery and fixtures have been entered at cost price less accumulated write-downs and depreciation.

When measuring land and buildings classified as investment properties, the cost formula is applied.


ARKIL

The cost price comprises the purchase price and costs directly connected with the purchase until the moment when the asset is ready to use. For self-produced assets the cost price comprises materials, components, sub-suppliers and salaries as well as loan costs from specific and general borrowing directly attributable to the construction of the individual asset. The cost price is added to the current value of estimated obligations for the dismantling and removal of the asset and the restoration of the area in which the asset was used.

For financially leased assets, the cost price is included either as the current value, or the present value of the future minimum leasing payments, whichever is lower. When calculating the present value, the leasing agreement's internal interest rate or the Group's alternative loan interest rate will be used as the discounting factor.

Subsequent expenses, such as replacing components of a tangible asset, are included in the book value of the asset where it is likely that paying such expenses will lead to future economic advantage for the Group. The book value of the replaced components ceases upon inclusion in the balance sheet and is transferred to the income statement. All other expenses for normal repair and maintenance are included in the income statement on the date they are incurred.

Tangible assets are depreciated linearly over their expected life time, which is:

Buildings, owner-occupied properties	30-50 years
Buildings, investment properties	30-50 years
Production facilities	10-15 years
Other technical facilities, machinery and fixtures	3-7 years

Land is not depreciated.

The depreciation base is calculated taking into account the scrap value of the asset, and is reduced in line with any write-downs. The scrap value is set at the time of acquisition and is reassessed each year. If the scrap value of the asset exceeds the book value, depreciation ceases.

If the depreciation period or scrap value is changed, the future effect on depreciation is included as a change in the estimated book value.

Depreciation is included in the income statement under production costs and administration costs, respectively.

Investments in affiliated companies in the consolidated accounts

Investments in affiliated companies are measured according to the equity method, whereby the investment is measured at the proportional share of the companies' net asset values calculated in accordance with the Group's accounting policies, adjusted for the proportional share of unrealised intra-group profits and losses, plus the book value of goodwill.

Affiliated companies with negative net asset values are measured at DKK 0. If the Group has a legal or actual liability to cover the shortfall in the affiliated company, this is included under liabilities.

Any accounts receivable in affiliated companies are written down to the extent these are considered irrecoverable.

When purchasing capital investments in affiliated companies the takeover method is applied, cf. the description of company mergers.

Investments in subsidiaries and affiliated companies in the parent company's annual accounts

Investments in subsidiaries are measured at cost price in the annual accounts of the parent company. The cost price includes the purchase price calculated at current value with the addition of direct purchase costs.

Depreciation of long-term assets

Goodwill and intangible assets with indefinable life times are tested annually for reduction in value, initially before the end of the year of takeover. In-progress development projects are also tested annually for reduction in value.

The book value of goodwill is tested for reduction in value, together with the other long-term assets in the cash-flow generating entity to which goodwill is allocated, and is written down in the income statement to the recoverable value if the book value is higher. The recoverable value is generally calculated as the present value of the expected future net cash flows from the company or activity (cash flow generating entity) to which goodwill is linked.

Deferred tax assets are valued annually and only included where it is likely that they will be used.

The book value of other long-term assets is valued annually in order to determine whether there is indication of reduction in value. If any such indications are evident, the asset's recoverable value is calculated. The recoverable value is the asset's current value, less expected costs of disposal, or its capital value, whichever is higher. The capital value is calculated as the current value of expected future cash flow from the asset or the cash-flow generating entity to which the assets belongs.

A value reduction loss is recognised when the book value of an asset or cash flow generating entity exceeds its recoverable value. Value reduction losses are recognised in the income statement under production, distribution and administration expenses. Goodwill write-downs, however, are included on a separate line in the income statement.

Goodwill write-downs are not reversed. Write-downs on other assets are reversed if there are changes to the conditions and estimates that led to the write-down. Write-downs are only reversed where the asset's new book value does not exceed the book value the asset would have had after depreciation, had it not been written down.

Stock on hand

Inventories are recognised at the cost price, according to the FIFO principle. Where the net realisation value is lower than the cost price, the valuation is written down to the lower value. The cost price for commodities, raw materials and consumables comprises the purchase price plus any delivery costs.

The net realisation value for inventories is calculated as the sales price, less the costs of completion and costs associated with sale, taking into account marketability, obsoleteness and trends in the expected sales price.

Accounts receivable

Accounts receivable are measured at the amortized cost price. Write-down has been carried out to meet the loss where reductions in value seem to have occurred. Write-down is carried out on an individual basis.

Write-downs are calculated as the difference between the book value and the present value of expected cash flows, including the realisable value of any collateral received. The effective interest rate for the particular receivable is used as discount rate.

The recognition of interests on written-down receivables is calculated for the written-down value with the effective interest rate for the particular receivable.

Contract works

Contract works are measured at the sales value of the work carried out, less any invoiced instalments and expected losses. The contracts are characterized by the fact that the goods produced comprise a high degree of individualization design-wise. Furthermore, it is required that a binding agreement entailing penalty or compensation in the case of later termination is entered into before the work is started.

The sales value is based on the stage of completion on the balance sheet date and the combined antici pated earnings for each item of work in progress.

The degree of completion is determined in relation to the project phases.

If it is probable that the total contract cost will exceed the total contract revenue, the expected loss on the contract is recognised immediately as a cost. If the sales value of a contract cannot be reliably measured, the sales value is measured at the related costs at which they are probably recoverable.

Contracts where the sales value of the work carried out exceeds invoiced instalments and any expected loss are included under accounts receivable. Contract works, for which instalments and any expected losses exceed the sales value, are included under liabilities.

Advance payments from customers are included under liabilities.

Costs relating to sales work and the winning of orders are included in the income statement as they are incurred.

Accruals

Accruals included under assets, comprise paid expenses relating to the following financial year and are measured at cost price.

Securities

Securities, which include shares and bonds, are included under short-term assets at the cost price on the date of trade and measured at current value for listed securities and at an estimated current value calculated on the basis of market data and recognised valuation methods for unlisted securities. Changes in the current value are included in the income statement under financial items on an on-going basis.

Other shares, classified as “available for sale”, are included under long-term assets at the cost price on the date of trade and subsequently measured at current value equivalent to the listed share price for listed securities and at an estimated current value calculated on the basis of current market data and recognised valuation methods for unlisted securities. Unrealised value adjustments are included directly under equity, except for write-downs resulting from value reduction and exchange rate adjustments on foreign currency bonds, which are included in the income statement under financial items. Upon realisation, the accumulated value adjustment included in equity is transferred to financial items in the income statement.

Equity

Dividends

Suggested dividends are included as liabilities at the time of approval at the Annual General Meeting (the time of declaration). Dividends expected to be distributed for the year appear as a separate entry under equity capital.

Exchange-rate adjustment reserve

The reserve for exchange-rate adjustments comprise exchange-rate differences that have arisen when converting accounts for entities with a functional currency other than DKK, exchange-rate adjustments concerning assets and liabilities that form part of the Group’s net investment in such entities as well as exchange-rate adjustments concerning hedging transactions that will hedge the Group’s net investment in such entities.

Reserve for hedging transactions
Reserves for hedging transactions include the accumulated net change in the current value of hedging transactions that fulfil the criteria for the hedging of future cash flows and where the hedging transaction has not yet been realised.

Pension liabilities and similar long-term liabilities

The Group has entered into pension agreements and similar agreements with the majority of its employees.

Liabilities relating to contribution-based pension schemes are included in the income statement in the period they are accrued, and payments due are included in the balance sheet under other debt.

For defined-benefit schemes, an annual actuarial calculation (the Projected Unit Credit method) is undertaken of the capital value of future benefits that are to be paid according to the scheme. The capital value is calculated on the basis of prospects of future development for such factors as wage level, interest rates, inflation and mortality. The capital value is calculated solely for the benefits for which employees have earned the right through their employment in the Group so far. The actuarially calculated capital value, with deductions for the current value of any assets relating to the scheme, is included in the balance sheet under pension commitments.

The pension expenses for the year are included in the income statement based on the actuarial estimates and financial expectations at the beginning of the year. Differences between the expected changes in pension assets and liabilities and the realised values are called actuarial losses or gains and are included in other total comprehensive income.

In the event of a change in the benefits relating to employees' employment in the company so far, a change in the actuarially calculated capital value arises, which is viewed as a historic expense. Historical costs are entered as costs immediately if the employees have already been given entitlement to the changed benefit. Otherwise, they are included in the income statement over the period during which the employees attain the entitlement to the changed benefit.

If a pension scheme is a net asset, the asset is only recognised if there is corresponding unrecognised actuarial loss, future repayments from the scheme, or if it will lead to reduced future payments into the scheme.

Payable tax and deferred tax

The current tax liabilities and the current outstanding tax are included in the balance sheet as calculated tax on the taxable income for the year, adjusted for tax on previous years' taxable income plus taxes on account already paid.

Deferred tax is measured according to the balance-oriented liability method of all temporary differences arising between accounting values and tax values of assets and liabilities. However, deferred tax is not included for temporary differences regarding non-tax depreciable goodwill and office buildings or for other items for which temporary differences – except for business acquisitions – arose at the point of acquisition without having an effect on the profit/loss or the taxable income. In cases where the assessment of the taxable value can be made according to alternative tax rules, deferred tax is measured on the basis of the management's planned employment of the asset or settlement of the liability, respectively.

Deferred tax assets, including the taxable value of tax losses which can be carried forward, are included under other long-term assets at the value at which they are expected to be used, either by tax equalisation of future earnings or by set-off against deferred tax liabilities within the same legal tax unit and jurisdiction.

Deferred tax assets and tax liabilities are set off, if the company has the legal right to set off current tax liabilities and assets or intent to either pay off or redeem current tax liabilities and assets on a net basis or realise the assets and liabilities at the same time.

Deferred tax will be adjusted in respect of eliminations made of unrealised internal gains and losses within the Group.

Deferred tax is measured on the basis of the tax rules and rates in each country that are in force under the legislation on the balance sheet day, when the deferred tax is expected to be redeemed as current tax. Changes in deferred tax as a result of changes of tax rates will be included in the income statement.

Provisions for liabilities and charges
Provisions for liabilities primarily cover liabilities in relation to contracts.

Provisions for liabilities are included when the Group, as a result of an event which occurred prior to or on the balance sheet date, has a legal or actual liability and it is likely that economic advantage will have to be surrendered to redeem the liability.

Provisions for liabilities are measured at the management's best estimate of the amount expected to be able to redeem the liability.

When measuring provisions for liabilities, the expenses necessary to settle the liabilities are discounted, if this has a significant effect on the measurement. A pre-tax discounting factor is used which reflects the general level of interest rates in society, with a premium for the specific risk that is estimated to be associated with the liability. Changes in present values for the financial year are included under financial expenses.

Guarantee liabilities are included in step with the completion of contracts.

A provision for loss-making contracts is included when the expected advantages for the Group from a contract are less than the unavoidable expenses under the contract (loss-making contracts).

Financial liabilities
Debt to credit institutions and the like is included at the time the loans are taken out, in the amount of the proceeds of the loan less transaction expenses incurred. In subsequent periods, financial liabilities are measured at their amortized cost price using the "effective interest rate method", such that the difference between the proceeds and the nominal value is included in the income statement under financial expenses over the period of the loan.

The capitalised residual leasing liability on financial leasing contracts, measured at amortized cost price, is also included under financial liabilities.

Non-financial liabilities
Non-financial liabilities are measured at their net realisation value.

Leasing
In accounting terms, leasing liabilities are divided into financial and operational leasing liabilities.

A leasing agreement is classified as financial when it transfers all significant risks and benefits of ownership of the leased asset. Other leasing agreements are classified as operational.

The sections on Tangible assets and Financial liabilities describe how financially leased assets and the associated liability are treated in terms of accounting.

Leasing payments concerning operational leasing agreements are included linearly in the income statement over the leasing period.

Accruals
Accruals included under liabilities comprise prepayments received relating to income in the following years.

Assets earmarked for sale
Assets earmarked for sale comprise long-term assets and saleable asset groups that have been earmarked for sale. Saleable asset groups are groups of assets that are to be sold or disposed of together in a single transaction, along with any liabilities directly linked to these assets which will be transferred as part of the transaction. Assets are classified as "earmarked for sale" when their book value will primarily be recovered through sale within 12 months in accordance with a formal plan, rather than through continued use.

Assets or asset groups earmarked for sale are valued at their book value, or current value less expected sale expenses, whichever is lower. Depreciation and amortization of assets cease from the time they are classified as "earmarked for sale".

Losses associated with value reduction arising when assets are first classified as "earmarked for sale", and gains or losses associated with subsequent valuation at either the book value or current value less sales expenses, are included in the income statement under the appropriate accounts. Losses and gains are reported in the notes.

Assets and associated liabilities are presented on separate lines in the balance sheet, and the primary entries are specified in the notes.

Presentation of discontinued activities

Discontinued activities are entities whose activities and cash flow can be clearly distinguished at the operational and accounting level from the rest of the company, and where such entities have been disposed of or have been separated, earmarked for sale, and the sale is expected to be effected within one year under a formal plan. Discontinued activities also include companies acquired for the purpose of resale.

The result and value adjustments after tax for discontinued activities are presented on a separate line in the income statement with comparison figures. Turnover, expenses and taxation for each discontinued activity are reported in the notes. Assets and associated liabilities are also presented on separate lines in the balance sheet (cf. "Assets earmarked for sale"), and the primary entries are specified in the notes.

Cash flows from operations, investment and financing activities for the discontinued activities are reported in a note.

Cash flow statement

The cash flow statement presents the cash flows for the year, divided into operations, investment and financing activities, changes in the year's liquid assets, and liquid assets held at the beginning and end of the year.

The impact on liquid assets from the acquisition and sale of companies is shown separately under cash flows from investment activities. In the cash flow statement, cash flows from acquired companies are recognised from the acquisition date and cash flows from divested companies from the date of sale.

Cash flows from operating activities are calculated according to the indirect method as the pre-tax profit/loss adjusted for non-cash operating items, changes in working capital, interest payments, dividends received and corporation tax paid.

Cash flows from investment activities comprise payments in connection with the acquisition and sale of companies and activities, the purchase and sale of intangible, tangible and other long-term assets, and the purchase and sale of securities which are not counted as liquid assets.

Financial leasing agreements entered into are considered to be non-liquid transactions.

Cash flows from financing activities comprise changes in the size or composition of share capital and associated expenses, contracting of loans, repayment of interest-bearing debt, the purchase and sale of own shares, and payment of dividends to partners.

Cash flows in relation to financially leased assets are included as payment of interest and repayment of debt.

Cash and cash equivalents comprise liquid holdings, together with securities which have a remaining term of less than three months on the time of purchase, which can be easily converted into liquid holdings, and for which the risk of a change in value is insignificant.

Cash flows in currencies other than the functional currency are converted using average exchange rates, unless these are significantly different to the rates on the day of the transaction.

Segment information

The reporting for the segments has been changed in order to better reflecting the Group's activities based on management reporting. Comparative figures have been adjusted.

The segment information has been presented in accordance with the Group's accounting policies and is in accordance with the internal management reporting.

Segment income and expenses and segment assets and liabilities comprise the items that can be directly attributed to each segment, together with the items that can be allocated to each segment on a reliable basis. Non-distributed items primarily comprise assets and liabilities and income and expenses relating to the Group's administrative functions, investment activities, income taxes, etc.

Long-term assets in each segment comprise the long-term assets used directly in segment operations, including tangible and intangible assets and investment in affiliated companies. Short-term assets in each segment comprise short-term assets used directly in segment operations, including inventories, accounts receivable from sale, other accounts receivable, prepaid costs and liquid holdings.

Segment liabilities comprise liabilities resulting from the operating activity of the segment, including trade payables and other payables.


MR 105V-01
RTG


ARKIL

Income statement for the accounting year from 1 January to 31 December

Parent company 2011	Parent company 2012	Note no.	(Amounts in DKK '000)	The Group 2012	The Group 2011
		3	Revenue	2,881,810	2,568,523
		4	Production costs	(2,625,804)	(2,363,397)
			Gross profit	**256,006**	**205,126**
(4,663)	(6,289)	4,5	Administration costs	(196,468)	(191,488)
4,226	2,875	4,6	Other operating income	(2,522)	(1,115)
		8	Share of profit after tax in affiliated companies	2,802	4,845
(437)	**(3,414)**		**Primary operating profit**	**59,818**	**17,368**
11,122	16,006	9	Financial income	2,633	2,666
(286)	(44)	10	Financial expenditure	(7,678)	(8,263)
10,399	**12,548**		**Profit before tax**	**54,773**	**11,771**
(1,382)	(83)	11	Tax on profit/loss for the year	(13,890)	(3,954)
9,017	**12,465**		**Annual profit**	**40,883**	**7,817**
			Distribution of Group profits:		
			Shareholders of Arkil Holding A/S	38,411	4,759
			Minority interests	2,472	3,058
				40,883	**7,817**
			Proposed appropriation of profits:		
0	4,913		Suggested dividend		
9,017	7,552		Retained earnings		
9,017	**12,465**				
		12	Earnings per DKK 100 share	81	10
		12	Diluted earnings per DKK 100 share	81	10


ARKIL
BRO & BETON

Statement of comprehensive income for the accounting year from 1 January to 31 December

Parent company 2011	Parent company 2012	Note no.	(Amounts in DKK '000)	The Group 2012	The Group 2011
9,017	12,465		Annual profit	40,883	7,817
			Other comprehensive income:		
			Exchange rate adjustments for conversion of foreign entities	1,281	(284)
			Value adjustment of hedging instruments:		
			Value adjustment for the year	765	3,603
			Value adjustment reclassified to cost of sales	(2,122)	(2,475)
		25	Actuarial gains/losses on defined benefit plan pension schemes	(27,949)	(5,089)
		11	Tax on other comprehensive income	8,724	1,244
0	0		Other comprehensive income after tax	(19,301)	(3,001)
9,017	12,465		Total comprehensive income	21,582	4,816
			Distribution:		
			Shareholders of Arkil Holding A/S	21,992	2,280
			Minority interests	(410)	2,536
				21,582	4,816

Parent company 2011	Parent company 2012	Note no.	(Amounts in DKK '000)	The Group 2012	The Group 2011
			Assets		
			Long-term assets		
			Intangible assets		
		13	Goodwill	129,945	129,945
		14	Licences and rights	8,897	9,205
			Total intangible assets	**138,842**	**139,150**
			Tangible assets		
2,634	2,634	15	Land and buildings, owner-occupied properties	131,666	137,937
55,978	51,710	16	Investment properties	2,208	2,208
192	67	17	Technical equipment, machinery and fixtures	295,068	327,592
		18	Plants under construction	1,128	3,752
58,804	**54,411**		**Total tangible assets**	**430,070**	**471,489**
			Other long-term assets		
268,257	268,257	7	Investment in subsidiaries		
		8	Investment in affiliated companies	11,286	9,592
		19	Long-term debtors	10,993	0
		23	Securities	477	475
		26	Deferred tax assets	19,067	11,872
268,257	**268,257**		**Total other long-term assets**	**41,823**	**21,939**
327,061	**322,668**		**Total long-term assets**	**610,735**	**632,578**
			Short-term assets		
		20	Stock on hand	72,541	65,068
		21	Contract works	96,825	105,880
89,500	103,435	22	Accounts receivable	617,047	540,929
4,519	3,799	30	Company tax receivable	4,313	4,159
616	757	23	Securities	23,371	22,936
337	492		Liquid assets	142,252	104,536
94,972	**108,483**			**956,349**	**843,508**
0	4,421	15,16	Tangible assets earmarked for sale	4,421	0
94,972	**112,904**		**Total short-term assets**	**960,770**	**843,508**
422,033	**435,572**		**Total assets**	**1,571,505**	**1,476,086**

Parent company 2011	Parent company 2012	Note no.	(Amounts in DKK '000)	The Group 2012	The Group 2011
			Liabilities		
		24	**Equity**		
49,132	49,132		Share capital	49,132	49,132
			Exchange-rate adjustment reserve	1,150	(80)
			Reserve for hedging transactions	0	0
368,778	376,330		Retained earnings	600,897	585,048
0	4,913		Suggested dividend	4,913	0
417,910	**430,375**		**Shareholders of Arkil Holding A/S' share of equity**	**656,092**	**634,100**
			Minority interests	**6,346**	**9,771**
417,910	**430,375**		**Total equity**	**662,438**	**643,871**
			Liabilities		
			Long-term liabilities		
		25	Pensions and similar liabilities	135,117	108,388
2,807	2,564	26	Deferred tax	32,223	25,008
		27	Provisions for liabilities and charges	12,479	18,014
262	0	28	Credit institutions	136,317	168,942
			Employee's bonds	3,742	3,478
3,069	**2,564**		**Total long-term liabilities**	**319,878**	**323,830**
			Current liabilities		
91	91	28	Credit institutions	79,321	50,579
		21	Contract works	50,998	40,510
963	2,542	29	Accounts payable and other debts	451,207	405,167
0	0	30	Corporation tax	0	0
		27	Provisions for liabilities and charges	7,663	12,129
1,054	**2,633**		**Total short-term liabilities**	**589,189**	**508,385**
4,123	**5,197**		**Total obligations**	**909,067**	**832,215**
422,033	**435,572**		**Total liabilities**	**1,571,505**	**1,476,086**
		31	Contingent liabilities and guarantees		
		32-39	Notes without reference		

Parent company 2011	Parent company 2012	Note no.	(Amounts in DKK '000)	The Group 2012	The Group 2011
10,399	12,548		Profit before tax	54,773	11,771
			Adjustments for non-cash operating items, etc.:		
1,143	2,680		Depreciation and write-downs	96,655	98,172
178	12		Other net operating items	1,322	(6,752)
			Provisions for liabilities and charges	(11,709)	2,709
(11,122)	(16,006)		Financial income	(2,633)	(2,666)
286	44		Financial expenditure	7,678	8,263
884	**(722)**		**Cash flow from ordinary operations before changes in working capital**	**146,086**	**111,497**
55,884	(12,358)	32	Changes in working capital	(18,007)	(126,352)
56,768	**(13,080)**		**Cash generated from ordinary operations**	**128,079**	**(14,855)**
6,014	3,945		Interest income received	1,550	2,154
(50)	(44)		Interest expenses paid	(9,035)	(6,817)
62,732	**(9,179)**		**Cash generated from ordinary operations**	**120,594**	**(19,518)**
852	396		Corporation tax paid	(5,280)	(4,118)
63,584	**(8,783)**		**Cash flows from operating activities**	**115,314**	**(23,636)**
(212)	(2,770)	33	Purchases of tangible assets	(50,881)	(58,013)
5,500	50		Sale of tangible assets	22,127	19,184
			Purchases of securities	(2,029)	(3,900)
			Sale of securities	2,760	4,045
(75,000)	0		Increase of subsidiary capital		
			Purchase/sale of affiliated companies	(3,235)	0
5,108	11,920		Dividends from subsidiaries		
(64,604)	**9,200**		**Cash flows from investing activities**	**(31,258)**	**(38,684)**

Parent company 2011	Parent company 2012	Note no.	(Amounts in DKK '000)	The Group 2012	The Group 2011
			External financing:		
(87)	(262)		Repayment of leasing commitments	(30,733)	(28,782)
			Repayment of other long-term debt	(17,722)	(101,350)
			Proceeds for contracting of long-term debt, etc.	11,300	96,292
			Shareholders:		
0	0		Dividend payments	(3,015)	(2,370)
(87)	**(262)**		**Cash flows from financing activities**	**(40,170)**	**(36,210)**
(1,107)	**155**		**Cash flows for the year**	**43,886**	**(98,530)**
1,444	337		Opening liquid holdings	97,234	196,002
			Rate adjustments to liquid holdings	437	(238)
337	**492**		**Closing liquid holdings**	**141,557**	**97,234**
337	492		Liquid assets	142,252	104,536
0	0		Bank loan (bank overdraft)	(695)	(7,302)
337	**492**		**Closing liquid holdings**	**141,557**	**97,234**

(Amounts in DKK '000)	Shareholders of Arkil Holding A/S							
The Group	Share capital	Reserve for exchange rate adjustments	Reserve for hedging transactions	Retained earnings	Suggested dividend	Total	Minority interests	Total
Equity as at 1 January 2011	**49,132**	**216**	**0**	**586,060**	**0**	**635,408**	**10,238**	**645,646**
Correction of provision for pensions 1 January 2011				(3,588)		**(3,588)**	(633)	**(4,221)**
Adjusted equity as at 1 January 2011	**49,132**	**216**	**0**	**582,472**	**0**	**631,820**	**9,605**	**641,425**
Comprehensive income in 2011								
Annual profit				4,759		**4,759**	3,058	**7,817**
Other comprehensive income								
Exchange rate adjustments, foreign companies		(296)				**(296)**	12	**(284)**
Revaluation of pension liabilities				(4,326)		**(4,326)**	(763)	**(5,089)**
Value adjustment of hedging instruments:								
Value adjustment for the year				3,603		**3,603**		**3,603**
Value adjustment reclassified to cost of sales				(2,475)		**(2,475)**		**(2,475)**
Tax on other comprehensive income				1,015		**1,015**	229	**1,244**
Other total comprehensive income	**0**	**(296)**	**0**	**(2,183)**	**0**	**(2,479)**	**(522)**	**(3,001)**
Total comprehensive income for the period	**0**	**(296)**	**0**	**2,576**	**0**	**2,280**	**2,536**	**4,816**
Transactions with owners								
Distributed dividend						**0**	(2,370)	**(2,370)**
Dividend, own shares						**0**		**0**
Total transaction with owners	**0**	**0**	**0**	**0**	**0**	**0**	**(2,370)**	**(2,370)**
Equity as at 31 December 2011	**49,132**	**(80)**	**0**	**585,048**	**0**	**634,100**	**9,771**	**643,871**

(Amounts in DKK '000)	Shareholders of Arkil Holding A/S							
The Group	Share capital	Reserve for exchange rate adjustments	Reserve for hedging transactions	Retained earnings	Suggested dividend	Total	Minority interests	Total
Equity as at 1 January 2012	**49,132**	**(80)**	**0**	**585,048**	**0**	**634,100**	**9,771**	**643,871**
Comprehensive income in 2012								
Annual profit				33,498	4,913	**38,411**	2,472	**40,883**
Other comprehensive income								
Exchange rate adjustments, foreign companies		1,230				**1,230**	51	**1,281**
Revaluation of pension liabilities				(23,758)		**(23,758)**	(4,191)	**(27,949)**
Value adjustment of hedging instruments:								
Value adjustment for the year				765		**765**		**765**
Value adjustment reclassified to cost of sales				(2,122)		**(2,122)**		**(2,122)**
Tax on other comprehensive income				7,466		**7,466**	1,258	**8,724**
Other total comprehensive income	**0**	**1,230**	**0**	**(17,649)**	**0**	**(16,419)**	**(2,882)**	**(19,301)**
Total comprehensive income for the period	**0**	**1,230**	**0**	**15,849**	**4,913**	**21,992**	**(410)**	**21,582**
Transactions with owners								
Distributed dividend						**0**	(3,015)	**(3,015)**
Dividend, own shares						**0**		**0**
Total transaction with owners	**0**	**0**	**0**	**0**	**0**	**0**	**(3,015)**	**(3,015)**
Equity as at 31 December 2012	**49,132**	**1,150**	**0**	**600,897**	**4,913**	**656,092**	**6,346**	**662,438**

(Amounts in DKK '000)				
Parent company	Share capital	Retained earnings	Suggested dividend	Total
Equity as at 1 January 2011	**49,132**	**359,761**	**0**	**408,893**
Annual comprehensive income		9,017		9,017
Total comprehensive income	**0**	**9,017**	**0**	**9,017**
Distributed dividend				0
Dividend, own shares				0
Total movements in equity for 2011	**0**	**9,017**	**0**	**9,017**
Equity as at 31 December 2011	**49,132**	**368,778**	**0**	**417,910**
Changes in equity during 2012				
Annual comprehensive income		7,552	4,913	12,465
Total comprehensive income	**0**	**7,552**	**4,913**	**12,465**
Distributed dividend				0
Dividend, own shares				0
Total movements in equity for 2012	**0**	**7,552**	**4,913**	**12,465**
Equity as at 31 December 2012	**49,132**	**376,330**	**4,913**	**430,375**


1604 TW
PC 130

Note

Note 1 Financial estimates and assessments

Estimation uncertainties

Calculation of the book value of certain assets and liabilities requires assessments, estimates and assumptions about future events.

The main estimates cover stages of completion on contract works that are calculated on the basis of project phases and the lifetimes of technical equipment, material and inventory.

The assumptions and estimates made are based on historic experiences and other factors which the management believe to be reasonable under the circumstances, but which are uncertain and unpredictable by nature. These assumptions may be imperfect or imprecise, and unexpected events or circumstances may arise. The company is also exposed to risks and uncertainties that may lead to actual outcomes deviating from these estimates. Risks for the Arkil Holding Group are discussed in the management's review and note 35.

It may be necessary to change previous estimates as a result of changes in the conditions that formed the basis for the earlier estimates or due to new knowledge or subsequent events.

Calculations that are significant to the presentation of the accounts are made by taking account of depreciation and write-downs, sales value of contracts, pensions and similar liabilities, provisions for liabilities and contingent liabilities and assets.

The Group has entered into leasing agreements concerning properties. The leasing agreements have been entered into in accordance with normal rental terms, and the management specifically intends for these to be treated as operating leases.

Impairment test for goodwill

For the annual impairment test for goodwill, an estimate is made of how the parts of the company (cash-flow generating entities) with which the goodwill is associated will be able to generate sufficient positive future net cash-flows to sustain the value of goodwill and other net assets in the relevant part of the company.

The estimate of the future free net cash-flow is based on budgets and business plans for the coming five years and projections for subsequent years. Important parameters are development of turnover, profit ratio, future construction investments and anticipated growth for the years after the next five years. Budgets and business plans for the coming five years are based on concrete future business measures, where risks in the important parameters are valued and calculated into the future anticipated free cash-flows. Projections after the coming five years are based on general expectations and risks.

The discount rates used for calculation of the recovery value are pre-tax and reflect the risk-free interest plus specific risks in the individual segments. The cash-flows used take into account the effect of the future risks associated with this, and such risks are therefore not included in the discount rates applied.

As a result of the nature of the business, an estimate must be made of anticipated cash-flows many years ahead, which naturally gives some uncertainty. The uncertainty is reflected in the discount rate selected.

The impairment test and the particularly sensitive circumstances in connection with this, as described in note 13 in the consolidated accounts.

Recovery of deferred tax assets

Deferred tax assets are included for all non-utilised tax losses to the extent that it is considered probable that taxable profit will be realised within the next few years in which period the losses can be offset.

As at 31 December 2012, deferred tax assets of DKK 4.4 million can be assigned to tax losses. The remaining tax assets can generally be assigned to pension commitments.

Note 2 Segment information

(Amounts in DKK '000)	2012 Denmark	Abroad	Segments subject to reporting Total
Revenue	2,127,167	778,385	**2,905,552**
Internal turnover	(8,307)	(15,435)	**(23,742)**
Revenue	**2,118,860**	**762,950**	**2,881,810**
Primary operating profit	35,760	24,058	**59,818**
Share of profit/loss in affiliated companies	433	2,369	**2,802**
Segment assets	1,052,199	519,306	**1,571,505**
Of which, investment in affiliated companies	3,722	7,564	**11,286**
Capital expenditure including acquisition of companies	30,927	26,913	**57,840**
Depreciation	67,858	28,797	**96,655**
Write-downs	0	0	**0**
Cash flows from operating activities	95,982	19,332	**115,314**
Cash flows from investing activities	(9,939)	(21,319)	**(31,258)**
Cash flows from financing activities	(19,366)	(20,804)	**(40,170)**
Segment liabilities	557,839	351,228	**909,067**

Trade between segments takes place under normal market conditions.

Note 2 Segment information (continued)

2011 (Amounts in DKK '000)	Denmark	Abroad	Segments subject to reporting Total
Revenue	1,733,054	883,106	**2,616,160**
Internal turnover	(29,805)	(17,832)	**(47,637)**
Revenue	**1,703,249**	**865,274**	**2,568,523**
Primary operating profit	(7,770)	25,138	**17,368**
Share of profit/loss in affiliated companies		4,845	**4,845**
Segment assets	904,680	571,406	**1,476,086**
Of which, investment in affiliated companies	0	9,592	**9,592**
Capital expenditure including acquisition of companies	23,932	20,917	**44,849**
Depreciation	66,792	31,380	**98,172**
Write-downs	0	0	**0**
Cash flows from operating activities	(56,834)	33,198	**(23,636)**
Cash flows from investing activities	(16,238)	(22,446)	**(38,684)**
Cash flows from financing activities	(34,065)	(2,145)	**(36,210)**
Segment liabilities	512,221	319,994	**832,215**

Trade between segments takes place under normal market conditions.

Note 2 Segment information (continued)

(Amounts in DKK '000)	The Group 2012	2011
Reconciliation of revenue, result, assets and liabilities of segments subject to reporting		
Revenue		
Segment revenue of segments subject to reporting	2,905,552	2,616,160
Elimination of intercompany revenue	(23,742)	(47,637)
Segment revenue of segments not subject to reporting	0	0
Total revenue cf. the income statement	**2,881,810**	**2,568,523**
Profit before tax		
Segment result of segments subject to reporting	54,773	11,771
Segment result of segments not subject to reporting	0	0
Profit/loss before tax cf. the income statement	**54,773**	**11,771**
Assets		
Segment assets of segments subject to reporting	1,571,505	1,476,086
Segment assets of segments not subject to reporting	0	0
Assets cf. balance sheet	**1,571,505**	**1,476,086**
Liabilities		
Segment liabilities of segments subject to reporting	909,067	832,215
Segment liabilities of segments not subject to reporting	0	0
Liabilities cf. balance sheet	**909,067**	**832,215**

Parent company 2011	Parent company 2012	(Amounts in DKK '000)	The Group 2012	The Group 2011
		Note 3 Revenue		
		Sale of goods	167,766	142,857
		Sales value of production and contract works for the year	2,714,044	2,425,666
			2,881,810	**2,568,523**
		Note 4 Expenditure		
		Production costs		
		Cost of sales	253,793	226,802
		Write-down of inventories for the year	106	153
		Write-downs on inventories carried back	0	0
		Personnel expenses		
1,372	1,428	Remuneration to the board of the parent company	1,428	1,372
1,470	2,979	Wages and salaries	632,270	592,133
233	233	Contribution-based pension schemes	63,226	56,476
		Defined-benefit pension schemes	5,750	5,733
6	14	Other personnel expenses	49,971	50,280
3,081	**4,654**		**752,645**	**705,994**
1,372	1,428	Remuneration to board	1,428	1,372
1,476	2,993	Management salaries	4,754	3,012
233	233	Management pensions	233	233
		Salaries for other leading employees	3,708	5,985
		Pensions for other leading employees	328	479
0	0	Other employees	742,194	694,913
3,081	**4,654**		**752,645**	**705,994**
		Management receive a fixed remuneration as well as bonus in foreign subsidiaries. In addition, the management was awarded a one-off bonus for 2012.		
		Remuneration to the Board		
504	504	Chairman of the Board (3 x ordinary member's remuneration)	504	504
252	252	Deputy Chairman of the Board (1.5 x ordinary member's remuneration)	252	252
616	672	Ordinary members (DKK 168,000 per member)	672	616
1,372	**1,428**		**1,428**	**1,372**
		Remuneration to the Board is a fixed monetary payment, which should be approved at the company's ordinary general meeting.		
		Staff costs are included in the annual accounts as:		
		Production costs	607,129	569,310
3,081	4,654	Administration costs	145,516	136,684
3,081	**4,654**		**752,645**	**705,994**
1	1	Average number of employees	1,766	1,717

Parent company 2011	Parent company 2012	(Amounts in DKK '000)	The Group 2012	The Group 2011
		Note 4 Costs (continued)		
		Depreciation and write-downs		
		Depreciation, intangible assets	339	239
0	1,620	Write-downs, tangible assets	1,620	0
1,143	1,060	Depreciation, tangible assets	94,696	97,933
1,143	**2,680**		**96,655**	**98,172**
		Depreciation is included as follows:		
		Production costs	90,089	93,181
125	125	Administration costs	4,011	3,973
1,018	2,555	Other operating income/expenditure	2,555	1,018
1,143	**2,680**		**96,655**	**98,172**
		Note 5 Remuneration for auditor elected by the Annual General Meeting		
		Total remuner ation for KPMG can be specified in the following way:		
228	207	Compulsory audit	1,807	1,903
		Other tasks to do with declaration of security	0	22
21	82	Tax and VAT advice	526	372
540	231	Other services	470	933
789	**520**		**2,803**	**3,230**

Note 6 Other operating income

Other operating income comprises entries of a secondary nature in relation to the Company's main objective, including the result of lease out of properties.

Parent company 2011	Parent company 2012	(Amounts in DKK '000)	The Group 2012	The Group 2011
		Note 7 Investment in subsidiaries		
193,257	268,257	Cost price, 1 January		
75,000	0	Additions during the year		
268,257	**268,257**	**Cost price, 31 December**		
		Write-downs, 1 January		
		Write-downs		
		Write-downs, 31 December		
268,257	**268,257**	**Book value as at 31 December**		

Holding 2011	Holding 2012	
100%	100%	Arkil A/S, Haderslev, Denmark
100%	100%	Arkil Fundering A/S, Middelfart, Denmark
100%	100%	Arkil Holding GmbH, Germany

Parent company 2011	Parent company 2012	(Amounts in DKK '000)	The Group 2012	The Group 2011
		Note 8 Investment in affiliated companies		
		Cost price, 1 January	8,528	8,551
		Exchange rate adjustment	30	(23)
		Additions during the year	3,235	0
		Disposals for the year	0	0
		Cost price, 31 December	**11,793**	**8,528**
		Adjustments, 1 January	1,064	1,438
		Exchange rate adjustment	4	(4)
		Distribution	(4,436)	(5,204)
		Share of the profit/loss for the year	2,861	4,834
		Adjustments, 31 December	**(507)**	**1,064**
		Book value as at 31 December	**11,286**	**9,592**
		Main figures for affiliated companies		
		Revenue	128,305	142,373
		Annual profit	5,443	10,201
		Total assets	47,286	41,244
		Total obligations	24,391	21,722
		Equity	22,895	19,522
		Contingent liabilities	0	0
		The Group's share of affiliated companies has been included in the annual accounts as follows:		
		Equity	11,286	9,592
		Annual profit	2,802	4,845
			Ownership interest in %	
		The affiliated companies are:		
		Traffics A/S	50.00	0
		SAM Stralsund Asphaltmischwerke GmbH & Co. KG, Langendorf/ Stralsund, Germany	47.18	47.18
		SAM Stralsund Asphaltmischwerke Verwaltungs GmbH, Langendorf / Stralsund, Germany	47.18	47.18
		Hanse Asphalt GmbH, Rostock, Germany	46.25	46.25
		GAM Greifswalder Asphaltmischwerke GmbH & Co. KG, Rostock, Germany	45.33	45.33
		GAM Greifswalder Asphaltmischwerke Verwaltungs GmbH, Rostock, Germany	45.33	45.33
		AMK Asphaltmischwerke Kiel GmbH & Co. KG, Kiel, Germany	36.30	36.30
		AMK Asphaltmischwerke Kiel Verwaltungs GmbH, Schleswig, Germany	36.34	36.34

Parent company 2011	Parent company 2012	(Amounts in DKK '000)	The Group 2012	The Group 2011
		Note 9 Financial income		
5,882	3,922	Interest income, subsidiaries		
		Interest and dividend on securities (present value)	590	97
		Interest and dividend on securities (available for sale)	9	299
0	141	Exchange gains from securities (present value)	1,083	512
5,108	11,920	Dividends from subsidiaries		
		Exchange rate adjustments	66	157
132	23	Interest, credit institutions, etc.	885	1,601
11,122	**16,006**	**Total financial income**	**2,633**	**2,666**
		Note 10 Financial expenditure		
50	44	Interests on financial liabilities measured at the amortised cost price	7,085	7,754
236	0	Exchange losses on securities (present value)	0	318
		Interest element, discounted liabilities	52	191
		Foreign-exchange loss	541	0
286	**44**	**Total financial expenditure**	**7,678**	**8,263**
		Note 11 Tax		
		Taxation for the year comprises:		
1,382	83	Tax on profit/loss for the year	13,890	3,954
		Tax on other comprehensive income	(8,724)	(1,244)
1,382	**83**		**5,166**	**2,710**
		Tax on profit for the year is calculated as follows:		
1,240	389	Current tax	5,856	6,490
252	(243)	Deferred tax	8,488	(3,400)
(144)	0	Deferred tax concerning previous years	277	1,390
34	(63)	Current tax concerning previous years	(731)	(526)
1,382	**83**		**13,890**	**3,954**

Parent company 2011	Parent company 2012	(Amounts in DKK '000)	The Group 2012	The Group 2011
		Note 11 Tax (continued)		
		Tax on profit/loss for the year can accounted for as follows:		
2,600	3,137	25% tax calculated on pre-tax profit/loss	13,693	2,942
		Adjustment of tax calculated in foreign affiliated companies in terms of 25%	586	1,947
		Loss to be carried over with a tax value of 0	0	166
		Tax effect of:		
(1,277)	(2,980)	Tax-free dividends		
169	(11)	Other adjustments	779	(512)
		Share of profit after tax in affiliated companies	(714)	(1,453)
(110)	(63)	Adjustment of tax regarding previous years	(454)	864
1,382	**83**		**13,890**	**3,954**
13.3%	0.7%	Effective tax rate	25.4%	33.6%

Tax on other comprehensive income

	2012			2011		
	Pre-tax	Tax revenue/ cost	Post-tax	Pre-tax	Tax revenue/ cost	Post-tax
Exchange-rate adjustments for conversion of foreign entities	1,282	0	1,282	(284)	0	(284)
Value adjustment of hedging instruments:						
Value adjustment for the year	765	(192)	573	3,603	(901)	2,702
Value adjustment of derivate financial instruments	(2,122)	531	(1,591)	(2,475)	619	(1,856)
Actuarial gains/losses on defined-benefit pension schemes	(27,950)	8,385	(19,565)	(5,089)	1,526	(3,563)
	(28,025)	**8,724**	**(19,301)**	**(4,245)**	**1,244**	**(3,001)**

Parent company 2011	Parent company 2012	(Amounts in DKK '000)	The Group 2012	The Group 2011
		Note 12 Earnings per share		
		Annual profit	40,883	7,817
		Minority interests' share of consolidated profit/loss	(2,472)	(3,058)
		Shareholders of Arkil Holding A/S	**38,411**	**4,759**
		Average number of shares at DKK 100	49,132	49,132
		Average number of own shares	(1,730)	(1,730)
		Average number of shares in circulation	**47,402**	**47,402**
		Average dilution effect of outstanding share options	0	0
		Diluted average number of shares in circulation	**47,402**	**47,402**
		Earnings per DKK 100 share (EPS)	81	10
		Diluted earnings per share at DKK 100 (EPS-D)	81	10

Parent company 2011	Parent company 2012	(Amounts in DKK '000)	The Group 2012	The Group 2011
		Note 13 Goodwill		
		Cost price, 1 January	129,945	129,945
		Exchange rate adjustment	0	0
		Cost price, 31 December	**129,945**	**129,945**
		Write-downs, 1 January	0	0
		Write-downs	0	0
		Disposals	0	0
		Write-downs, 31 December	**0**	**0**
		Book value as at 31 December	**129,945**	**129,945**

Goodwill

Goodwill is distributed on the following cash-generating entities:

Denmark Segment:		
Arkil A/S	61,263	61,263
Arkil Fundering A/S	12,963	12,963
Denmark Segment in total	**74,226**	**74,226**
Outside Denmark Segment:		
Arkil Holding GmbH	55,719	55,719
Outside Denmark Segment in total	**55,719**	**55,719**
Book value as at 31 December	**129,945**	**129,945**

Management performed a value test of the book value of goodwill.

The recoverable amount is based on the capital value, which is determined using the expected net cash flows on the basis of the budgets for 2013-17 approved by the management, and a discounting factor before tax of 12%, which is unchanged as compared with last year.

The budgets have been prepared on the basis of the management's evaluation and expectations in respect of the market development and earning prospects for each entity.

The weighted average growth rate used for extrapolation is estimated to be the following after 2017:

Arkil A/S	2% point
Arkil Fundering A/S	2% point
Arkil Holding GmbH	2% point

The growth rates are not expected to exceed the long-term average growth rate within the company's markets. The growth rates are unchanged as compared with last year.

The present value of expected future net cash-flows is sufficient to be equivalent to the book value of goodwill as at 31 December 2012.

Sensitivity analysis

Sensitivity analyses were performed showing that in the event of reasonably probable changes in the primary preconditions forming the basis of the calculation of the recoverable values, these will still exceed the book value.

Parent company 2011	Parent company 2012	(Amounts in DKK '000)	The Group 2012	The Group 2011
		Note 14 Licences and rights		
		Cost price, 1 January	11,156	11,193
		Exchange rate adjustment	47	(37)
		Additions	0	0
		Disposals	0	0
		Cost price, 31 December	**11,203**	**11,156**
		Depreciation and write-downs, 1 January	(1,951)	(1,723)
		Exchange rate adjustment	(15)	11
		Depreciation for the year	(340)	(239)
		Disposals	0	0
		Depreciation and write-downs, 31 December	**(2,306)**	**(1,951)**
		Book value as at 31 December	**8,897**	**9,205**
		Note 15 Land and buildings, owner-occupied properties		
3,726	3,726	Cost price, 1 January	179,512	184,518
		Exchange rate adjustment	505	(143)
		Additions	4,901	2,723
		Transferred to assets earmarked for sale	(6,749)	0
		Disposals	(103)	(7,586)
3,726	**3,726**	**Cost price, 31 December**	**178,066**	**179,512**
(1,092)	(1,092)	Depreciation and write-downs, 1 January	(41,575)	(42,352)
		Exchange rate adjustment	(240)	63
		Depreciation	(5,327)	(4,077)
		Write-downs	(1,620)	0
		Transferred to assets earmarked for sale	2,328	0
		Disposals	34	4,791
(1,092)	**(1,092)**	**Depreciation and write-downs, 31 December**	**(46,400)**	**(41,575)**
2,634	**2,634**	**Book value as at 31 December**	**131,666**	**137,937**
0	**0**	**Financially leased asset component**	**0**	**0**
0	**0**	**Capital commitments**	**0**	**0**

Parent company 2011	Parent company 2012	(Amounts in DKK '000)	The Group 2012	The Group 2011
		Note 16 Investment properties		
80,783	71,829	Cost price, 1 January	5,492	14,818
0	(6,749)	Transferred to assets earmarked for sale		
372	2,770	Additions	0	0
(9,326)	(62)	Disposals	0	(9,326)
71,829	**67,788**	**Cost price, 31 December**	**5,492**	**5,492**
(18,481)	(15,851)	Depreciation and write-downs, 1 January	(3,284)	(6,879)
0	2,328	Transferred to assets earmarked for sale		
(1,018)	(935)	Depreciation	0	(52)
0	(1,620)	Write-downs		
3,648	0	Disposals	0	3,647
(15,851)	**(16,078)**	**Depreciation and write-downs, 31 December**	**(3,284)**	**(3,284)**
55,978	**51,710**	**Book value as at 31 December**	**2,208**	**2,208**
85,516	**80,404**	**Fair value of investment properties**	**3,443**	**2,556**
		Fair value of investment properties is calculated on the basis of a Discounted Cash Flow model with a demand for yield of 5-7%		
5,773	5,701	Rental income from investment properties	305	221
(231)	(260)	Operating costs concerning investment properties	(158)	(183)
5,542	**5,441**	**Operation of investment properties**	**147**	**38**
		Note 17 Technical equipment, machinery and fixtures		
1,904	1,904	Cost price, 1 January	917,803	908,606
		Exchange rate adjustment	2,546	(661)
		Additions	77,699	61,485
		Disposals	(61,465)	(51,627)
1,904	**1,904**	**Cost price, 31 December**	**936,583**	**917,803**
(1,587)	(1,712)	Depreciation and write-downs, 1 January	(590,211)	(544,830)
		Exchange rate adjustment	(2,194)	455
(125)	(125)	Depreciation	(89,468)	(93,757)
		Disposals	40,358	47,921
(1,712)	**(1,837)**	**Depreciation and write-downs, 31 December**	**(641,515)**	**(590,211)**
192	**67**	**Book value as at 31 December**	**295,068**	**327,592**
192	**67**	**Financially leased asset component**	**69,403**	**74,173**
0	**0**	**Capital commitments**	**0**	**2,974**

Parent company 2011	Parent company 2012	(Amounts in DKK '000)	The Group 2012	The Group 2011
		Note 18 Plants under construction		
		Cost price, 1 January	3,752	3,927
		Exchange rate adjustment	9	0
		Additions	1,128	3,752
		Retained	(3,761)	(3,927)
		Cost price, 31 December	**1,128**	**3,752**
		Book value as at 31 December	**1,128**	**3,752**
		Note 19 Long-term debtors		
		Cost price, 1 January	0	0
		Exchange rate adjustment	0	0
		Additions	11,110	0
		Repayment	(117)	0
		Cost price, 31 December	**10,993**	**0**
		Book value as at 31 December	**10,993**	**0**
		Note 20 Inventories		
		Raw materials and consumables	61,212	54,722
		Work in progress	173	389
		Finished goods	11,156	9,957
			72,541	**65,068**
		Book value of stock on hand written down at present value	0	0
		Note 21 Construction contracts		
		Sale value of work contracts	1,709,331	1,263,858
		Invoiced instalments	(1,663,504)	(1,198,488)
			45,827	**65,370**
		Inclusions:		
		Contract works (assets)	96,825	105,880
		Contract works (liabilities)	(50,998)	(40,510)
			45,827	**65,370**
		Prepayments from customers	0	0
		Withheld payments	0	0

Parent company 2011	Parent company 2012	(Amounts in DKK '000)	The Group 2012	The Group 2011
		Note 22 Receivables		
		Accounts receivable from sales and services	578,433	511,128
89,490	103,008	Accounts receivable at affiliated companies		
10	427	Other accounts receivable	38,614	29,801
89,500	**103,435**		**617,047**	**540,929**
		Write-downs included in the receivables above have progressed as follows:		
		1 January	12,185	12,112
		Rate adjustments	23	(33)
		Write-downs in the year	1,761	2,436
		Realised in the year	(537)	(1,716)
		Carried back	(2,602)	(614)
		31 December	**10,830**	**12,185**
		Individual write-downs comprised	8,829	10,999

Credit risks in connection with the individual receivables depend primarily on the debtors' registered office. Based on the Group's internal credit rating procedures and external ratings, the credit quality of receivables not written down is estimated to be of a high quality with a low risk of loss, see note 35 for information regarding credit rating procedures, etc.

Receivables from sales not written down are distributed geographically as follows:

Scandinavia	479,554	395,245
Rest of Europe	98,879	115,883
Rest of the World	0	0
	578,433	**511,128**

The Group's receivables from sales as at 31 December 2012 include a write-down of DKK 10,830,000 (2011: DKK 12,185,000). The write-downs are mainly due to clients' bankruptcy or anticipated bankruptcy. Furthermore, receivables overdue as at 31 December, but not written down, are included as follows:

Due date:		
Up to 30 days	168,266	139,734
Between 30 and 90 days	31,886	17,830
Over 90 days	30,387	46,282
	230,539	**203,846**

Parent company 2011	Parent company 2012	(Amounts in DKK '000)	The Group 2012	The Group 2011
		Note 23 Securities		
		Unlisted shares	477	475
616	757	Listed shares	23,371	22,936
616	**757**		**23,848**	**23,411**
		Thus, the balance sheet comprises:		
		Long-term assets	477	475
616	757	Short-term assets	23,371	22,936
616	**757**		**23,848**	**23,411**
		Fair value hierarchy:		
616	757	Level 1, listed	23,371	22,936
		Level 2, observable	477	475
616	**757**		**23,848**	**23,411**

Parent company 2011	Parent company 2012	(Amounts in DKK '000)	The Group 2012	The Group 2011
		Note 24 Equity		
		Share capital		
49,132	49,132	1 January	49,132	49,132
49,132	**49,132**	**31 December**	**49,132**	**49,132**
		Share capital can be divided as follows:		
6,150	6,150	Class A shares	6,150	6,150
42,982	42,982	Class B shares	42,982	42,982
49,132	**49,132**		**49,132**	**49,132**
		Class A share capital is distributed as follows:		
1,367	1,367	1 share valued at DKK 1,367,400	1,367	1,367
83	83	1 share valued at DKK 82,600	83	83
3,450	3,450	69 shares valued at DKK 50,000	3,450	3,450
1,105	1,105	221 shares valued at DKK 5,000	1,105	1,105
130	130	130 shares valued at DKK 1,000	130	130
15	15	30 shares valued at DKK 500	15	15
6,150	**6,150**		**6,150**	**6,150**
		Class B share capital constitutes 429,823 shares at DKK 100		
		Vote distribution:		
10	10	DKK 100 class A shares		
1	1	DKK 100 class B shares		
		Own shares		
12,100	12,100	Opening	17,300	17,300
0	0	Additions	0	0
12,100	**12,100**	**Closing number of shares**	**17,300**	**17,300**
1,210	1,210	Nominal value	1,730	1,730
2.5%	2.5%	% of share capital	3.5%	3.5%
0	10	Dividend per 100 kr. aktie		

In recent years, the Group has purchased own shares at a nominal value of DKK 1,730,000 at an average price of DKK 836, equivalent to a cost price of DKK 14,462,000.

Of which holdings in subsidiaries constitutes nominally DKK 520,000 at a cost price of DKK 3,641,000.

Until the next ordinary general meeting, however, no later than 25 October 2013, the Board is authorised to let the company acquire own shares at a nominal value of maximum 10% of the share capital at any given time. The acquisition must take place at a price not exceeding the end-buyer price of class B shares listed at the Copenhagen Stock Exchange at the transfer date plus 10%.

The aim is to achieve flexibility in connection with the acquisition of companies and the conclusion of strategic cooperation agreements.

(Amounts in DKK '000)	The Group 2012	2011

Note 25 Pensions and similar liabilities

Under **defined contribution** plans, the employer is obliged to pay a fixed contribution (e.g. a fixed amount or a fixed percentage of the salary). The Group bears no risk in respect of development in interest, inflation, mortality and invalidity under a defined contribution plan.

Under **defined benefit** plans, the employer is obliged to pay a fixed contribution (e.g. retirement pension as a fixed amount or a fixed percentage of the final salary). The Group bears the risk in respect of development in interest, inflation, mortality and invalidity under a defined benefit plan.

The pension obligations of Danish companies are covered by insurance. Some foreign companies are also covered by insurance. Foreign companies which have no or only partial insurance cover (defined benefit plans) calculate their liability actuarially at present value on the balance sheet date. In the consolidated accounts DKK 135,117,000 has been included under obligations (2011: DKK 108,388,000) concerning the Group's obligations towards present and previous employees. The unfunded pension plans comprise plans for all groups of employees. The parent company exclusively uses defined contributions plans.

Present value of defined-benefit schemes	135,117	108,388
Current value of scheme assets	0	0
Total	**135,117**	**108,388**
Changes in recognised liability:		
Net liability/asset, 1 January	108,388	98,377
Correction of provision for pensions 1 January 2011	0	6,030
Exchange rate adjustment	361	(280)
Pensions paid out	(7,331)	(6,561)
Pension expenses relating to the current financial year	5,750	5,733
Actuarial loss (gain)	27,949	5,089
Net liability, 31 December	**135,117**	**108,388**
Pension expenses recognised in the income statement:		
Pension expenses relating to the current financial year	1,344	1,122
Calculated interest relating to liability	4,406	4,611
Recognised total for defined-benefit plans	**5,750**	**5,733**
Recognised in defined-contribution plans	63,245	56,476
Total recognised in the income statement	**68,995**	**62,209**
The costs are included in the following items in the income statement:		
Production costs	56,470	50,765
Administration costs	12,525	11,444
Total recognised in the income statement	**68,995**	**62,209**

(Amounts in DKK '000)	The Group 2012	2011

Note 25 Pensions and similar liabilities (continued)
The statement of included gains and losses includes the following accumulated actuarial gains/losses since 1st January 2005:

Accumulated actuarial losses	**35,146**	**7,197**

The Group expects to pay DKK 5,827,000 into the defined-benefit scheme in 2013.

Assumptions on which the actuarial calculations are based on the balance date, on average:

Discounting rate	3.10%	4.45%
Future wage rise rate	1.28%	1.00%

Amounts for the present year and the previous 4 years for the Group's pension obligations are as follows:

	2012	2011	2010	2009	2008
Actuarially calculated pension commitments	(135,117)	(108,388)	(104,407)	(95,630)	(100,142)
Pension assets	0	0	0	0	0
Surplus / shortfall	**(135,117)**	**(108,388)**	**(104,407)**	**(95,630)**	**(100,142)**
Empirical changes to liabilities	0	0	0	0	0
Empirical changes to the pension assets	0	0	0	0	0

Parent company 2011	Parent company 2012	(Amounts in DKK '000)	The Group 2012	The Group 2011
		Note 26 Deferred tax		
2,699	2,807	Deferred tax, 1 January	13,136	18,181
		Exchange rate adjustment	(21)	18
		Correction of provision for pensions 1 January 2011	0	(1,809)
108	(243)	Annual deferred tax included in the annual profit/loss	8,765	(2,010)
		Annual deferred tax included in other comprehensive income	(8,724)	(1,244)
2,807	**2,564**	**Deferred tax, 31 December**	**13,156**	**13,136**
		Deferred tax is included in the balance sheet as follows:		
		Deferred tax (asset)	(19,067)	(11,872)
2,807	2,564	Deferred tax (liabilities)	32,223	25,008
2,807	**2,564**	**Net deferred tax, 31 December**	**13,156**	**13,136**
		Deferred tax relates to:		
		Intangible assets	7,262	10,298
2,895	2,586	Tangible assets	21,056	30,395
		Financial assets	0	77
		Short-term assets	23,085	6,395
		Provisions for liabilities and charges	(18,707)	(15,412)
(88)	(22)	Other liabilities	(15,107)	(17,762)
		Tax losses	(4,433)	(855)
2,807	**2,564**		**13,156**	**13,136**

The tax value of the retaxation balance relating to Inpipe Sweden AB, which withdrew from joint taxation as of 1 January 2005, is not included under deferred tax. The tax value amounts to DKK 5,886,000.

Parent company 2011	Parent company 2012	(Amounts in DKK '000)	The Group 2012	The Group 2011
		Note 27 Provisions for liabilities and charges		
		Guarantee obligations, 1 January	15,463	14,197
		Exchange rate adjustment	75	(33)
		Used this year	(4,903)	(1,184)
		Carried back	(7,178)	(2,246)
		Provided this year	2,753	4,729
		Guarantee obligations, 31 December	**6,210**	**15,463**
		Other liabilities, 1 January	14,680	12,475
		Exchange rate adjustment	51	(33)
		Used this year	(718)	0
		Carried back	(2,824)	(4,423)
		Provided this year	2,743	6,661
		Other liabilities, 31 December	**13,932**	**14,680**
		Provisions for liabilities, 31 December	**20,142**	**30,143**
		Provisions for liabilities are expected to fall due after:		
		Current liabilities	7,663	12,129
		Long-term liabilities	12,479	18,014
		Provisions for liabilities, 31 December	**20,142**	**30,143**

Guarantee obligations relate to completed contracts, which are normally guaranteed for up to 5 years.

Other liabilities relate to site remediation of quarries and known obligations in respect of work completed. The liability has been calculated on the basis of specific expectations of future costs.

Parent company 2011	Parent company 2012	(Amounts in DKK '000)	The Group 2012	The Group 2011
		Note 28 Debt to credit institutions		
		Loans	143,645	149,739
353	91	Lease commitments	71,298	62,480
		Bank loan (bank overdraft)	695	7,302
353	**91**	**Book value**	**215,638**	**219,521**
0	0	Of which at a fixed interest	0	0
262	0	Long-term liabilities	136,317	168,942
91	91	Current liabilities	79,321	50,579
353	**91**		**215,638**	**219,521**
353	91	Nominal value	215,638	219,521

The fair value is calculated as the present value of expected future principal and interest repayments. The Group's current borrowing rate for equivalent maturities has been used as discount rate.

It is the Group's policy in connection with borrowing to ensure the greatest possible flexibility through spreading the borrowing over due dates and counterparts.

Financial leasing
Liabilities relating to financially leased assets are included under debt to credit institutions:

	The Group					
	2012			2011		
	Minimum leasing payment	Interest element	Present value	Minimum leasing payment	Interest element	Present value
0-1 years	25,144	1,123	24,021	20,770	1,073	19,697
1-5 years	43,703	1,850	41,853	42,502	1,577	40,925
> 5 years	5,558	133	5,424	1,880	22	1,858
	74,405	**3,106**	**71,298**	**65,152**	**2,672**	**62,480**

There are no contingent rentals under the leasing contracts.

The present value of the obligations concerning assets held under a finance lease corresponds to the book value.
The fair value is estimated as the present value of future cash-flows at a market interest for corresponding leases.

Parent company 2011	Parent company 2012	(Amounts in DKK '000)	The Group 2012	The Group 2011
		Note 29 Accounts payable and other debts		
139	385	Trade creditors	217,183	181,897
0	21	Debts to associated companies		
824	2,136	Other debt	234,024	223,270
963	**2,542**		**451,207**	**405,167**
		Note 30 Corporate tax		
(5,800)	(4,519)	Corporate tax payable, 1 January	(4,159)	(6,016)
		Exchange rate adjustment	1	11
499	389	Current annual tax incl. jointly taxed subsidiaries	5,125	5,959
(70)	(65)	Other adjustments	0	0
852	396	Corporate tax paid during the year	(5,280)	(4,113)
(4,519)	**(3,799)**	**Corporate tax receivable, 31 December**	**(4,313)**	**(4,159)**
		Note 31 Contingent liabilities and guarantees		
		Guarantees issued by a third party to clients	620,561	596,964
		The Group is participating in joint ventures with joint and several liability with total debts amounting to DKK 58.3 million. No loss is expected in this context, beyond what has been included in the accounts. Arkil Holding A/S is jointly liable with the jointly taxed companies as regards withholding taxes.		
		Note 32 Changes in working capital		
		Changes in stock on hand	(7,473)	(8,949)
58,969	(13,935)	Changes in accounts receivable and contract works	(56,910)	(137,612)
(3,085)	1,577	Changes in creditor and other debt	46,376	20,209
55,884	**(12,358)**		**(18,007)**	**(126,352)**
		Note 33 Net purchase of tangible fixed assets		
(372)	(2,770)	Purchases of tangible assets	(79,967)	(64,033)
160	0	Leasing debt contracted	29,086	6,020
(212)	**(2,770)**		**(50,881)**	**(58,013)**

Parent company 2011	Parent company 2012	(Amounts in DKK '000)	The Group 2012	The Group 2011

Note 34 Closely related parties
Closely related parties with a controlling influence:
Chairman of the Board Niels Arkil, Haderslev, class A shareholder.

The actuarial value of pension obligations towards related parties with a controlling influence amounts to DKK 32,536,000 (2011: DKK 16,475,000).

The pension obligation, which was attained on acquisition of the company in 2004, was established in SAW Schleswiger Asphaltsplitt-Werke GmbH & Co KG in 1974.

Arkil Holding A/S's related parties with a significant influence include the company's board, management and leading employees, and the related family members of these people. Related parties also include companies in which the above people have significant interests. Remuneration to the Board of Directors and the Executive Board is shown in note 4.

Work carried out for closely related parties amounts to DKK 0 (2011: DKK 68,000) and has been carried out on standard market terms. Receivables with closely related parties amount to DKK 0 as at 31 December 2012 (2011: DKK 0).

Closely related parties also include the subsidiaries and affiliated companies (cf. notes 7 and 8) in which Arkil Holding A/S has a controlling or significant influence.

		Subsidiaries, affiliated companies and joint ventures		
		Trade between subsidiaries, affiliated companies and joint ventures has comprised:		
5,882	3,922	Interest income from subsidiaries		
		Interest expenses to subsidiaries		
		Purchase of finished goods, etc., from subsidiaries		
		Purchase of finished goods, etc., from affiliated companies	15,629	31,931
		Sale of finished goods, etc., to joint ventures	55,808	43,933
		Sale of finished goods, etc., to affiliated companies	11,440	1,900
5,341	5,396	Sale of services to subsidiaries		
11,223	**9,318**		**82,877**	**77,764**

Transactions with subsidiaries have been eliminated in the consolidated accounts in accordance with the accounting policies.

The parent company's outstanding balances with subsidiaries as of 31 December are shown in notes 22 and 29.

Outstanding balances with subsidiaries comprise loans and normal outstanding business balances relating to purchases and sales.

Interest charged on outstanding balances with subsidiaries is shown in notes 9 and 10.

The parent company has received DKK 11,920,000 (2011: DKK 5,108,000) as dividends from subsidiaries.

Note 35 Commercial and financial risks

General risks

The Arkil Holding Group's activities, which are in the building contracting sector, involve a number of commercial and financial risks.

The Group's strategy is to apply specific risk management to minimise and deal with commercial and financial risks. It is assessed that the risks that the Group faces in general are no different from the usual ones facing companies in the building contracting sector.

The most important operating risk for the Group is affected in particular by its ability to be flexible, with the possibility of rapid adaptation to current market trends within the main business areas of the Group being a key factor.

The Group's customers are mainly public and semi-public authorities, which means that the number of contracts on offer will vary according to political trends.

It is also the Group's strategy to set up subsidiaries abroad, in order to achieve geographical dispersion of the Group's activities, thus minimising dependence on economic trends in the Danish market.

The Group's main activities lie within routine jobs involving well-known risks that can be minimised through risk management.

Large specialist contracts are usually carried out in consortia with well-known partners and in collaboration with specialists, which limits the risks.

New forms of collaboration based on partnerships, in which the contractor is involved in the project before the projecting and planning phases have started, will improve the uncovering of risks for the projects.

The Group's insurance strategy involves identifying significant risks over which the Group itself has no direct influence and which may constitute a threat to the Group's financial status and existence.

The policy of the Group is to cover the financial risks of future fluctuations in the price of commodities and raw materials used in the Group's products. This is done based on a risk assessment.

The risk is generally covered by making fixed price contracts with the suppliers for deliveries for projects. Where fixed price contracts are not concluded, the risk is covered selectively based on a risk assessment according to the policy of the Group with financial instruments in the form of commodity swaps.

Financial risks

As a consequence of its operations, investments and financing, the Group is exposed to changes in exchange rates and interest rates. The policy of the Group is not to actively speculate in financial risks. The Group's financial management is therefore aimed solely at financial risks already incurred. The Group's financial risks are primarily covered by distributing income and expenditure in the same currency and using derivative financial instruments in accordance with a policy approved by the board of directors.

Concerning the description of the accounting policy and methods used, including the criteria for inclusion and basis for measurement used, refer to the comments for account policies.

Note 35 Commercial and financial risks (continued)

Foreign exchange risks

It is the Group's policy to limit the effect of currency fluctuations on the Group's financial results and financial position.

Turnover in foreign currencies, which accounts for about 26% of the Group's turnover, is not an indication of the Group's foreign exchange risks, as most of the costs involved in foreign turnover are paid for in the same currency.

Cross-border sales in foreign currencies represent less than 5.0% of Group turnover. To this should be added that most of the operational financing of foreign activities takes place in local currencies.

The Group's foreign currency position is controlled centrally, and selective hedging is carried out. Only positions based on business opportunities are taken up.

Net investments in foreign subsidiaries are usually not hedged. Exchange rate adjustments of these are entered under other comprehensive income according to the accounting policies applied.

Concerning investments in foreign entities, the Group's equity as at 31 December 2012 will be reduced by DKK 1.5 million (2011: DKK 1.2 million) provided that the exchange rate of the Swedish krona was 10% lower than the actual rate. Other currency risks concerning investments in foreign entities are insignificant.

The Group had no significant exchange rate risks as regards receivables and debt in foreign currencies as at 31 December 2012, and the Group's result would therefore not have been significantly affected by changes in the exchange rates as at 31 December 2012.

The Group has considerable EUR transactions/exposures, but management do not consider this a currency risk.

Apart from this, the Group has no significant currency exposure.

Financial management

The Group regularly assesses the need to adapt the capital structure to balance the increased demand for yield on equity with the increased uncertainty that is associated with foreign capital. The equity's share of total liabilities at the end of 2012 constituted 42.2% (2011: 43.6%). The target for the equity share is minimum 35%. The capital is managed for the Group as a whole.

The target for return on equity is a return of 25% more than the interest on the Danish long-bond market, however, minimum 8%. The realised return on equity for 2012 constituted 6.3% (2011: 1.2%). The long-bond interest rate + 25% was 4.58% in 2012.

It is the dividend policy of the Arkil Holding A/S that the shareholders should achieve a return from the investment in the form of rise in prices and a dividend which is more profitable than a risk-free investment in bonds. Distribution of any dividend must take place with due consideration of the necessary consolidation of equity capital as the basis for the continued expansion of the Group.

Note 35 Commercial and financial risks (continued)

Interest rate risks

The Group's liquid assets are placed on demand or term deposit with a term of up to 3 months and in listed bonds and shares.

The Group's holding of securities represent DKK 23,848,000 and are distributed as follows:

	2012	2011
Listed shares	23,371	22,936
Unlisted securities	477	475
	23,848	**23,411**
Inclusions:		
Securities, long-term assets	477	475
Securities, short-term assets	23,371	22,936
	23,848	**23,411**

An increase or a fall in the interest level of 1% in relation to the balance sheet day would be insignificant for the Group's result and equity.

The Group's interest-bearing net liabilities, defined as the sum of debt owed to mortgage credit institutions and employee's bonds minus holdings in negotiable securities and liquid assets, amounted to a debt of DKK 53.3 million, compared to a debt of DKK 95.1 million as at 31 December 2011.

Interest-bearing debts, which are included in net liabilities, decreased from DKK 223.0 million to DKK 219.4 million.

The Group monitors the development of interest rates on an ongoing basis with the intention of covering the interest rate risk for a larger part of the debt portfolio.

Note 35 Commercial and financial risks (continued)

Liquidity risks

It is the Group's policy in connection with borrowing to ensure the greatest possible flexibility through spreading the borrowing due dates/renegotiation dates and counterparts with regard to pricing. The Group's liquid reserves consist of liquid assets, securities and unused credit facilities. It is the objective of the Group to have sufficient liquidity resources to continue to be able to act appropriately in the event of unforeseen fluctuations in liquidity.

The Group's debts fall due as follows:

	2012					
DKK '000	Book value	Contractual cash flows	Within 1 year	1 to 3 years	3 to 5 years	After 5 years
Non-derivative financial instruments						
Credit institutions	144,340	148,587	61,435	78,564	7,605	983
Financial lease commitments	71,298	74,405	25,144	27,580	16,123	5,558
Trade creditors	217,183	217,183	217,183	0	0	0
Derivative financial instruments						
Forward contracts have been applied as hedging instrument (settled net)	0	0	0	0	0	0
Total liability commitments	**432,821**	**440,175**	**303,762**	**106,144**	**23,728**	**6,541**
Liabilities relating to assets earmarked for sale	0	0	0	0	0	0
Total liability commitments	**432,821**	**440,175**	**303,762**	**106,144**	**23,728**	**6,541**

	2011					
DKK '000	Book value	Contractual cash flows	Within 1 year	1 to 3 years	3 to 5 years	After 5 years
Non-derivative financial instruments						
Credit institutions	157,041	164,289	36,330	79,110	44,351	4,498
Financial lease commitments	62,480	65,152	20,770	19,898	15,861	8,623
Trade creditors	181,897	181,897	181,897	0	0	0
Derivative financial instruments						
Forward contracts have been applied as hedging instrument (settled net)	0	0	0	0	0	0
Total liability commitments	**401,418**	**411,338**	**238,997**	**99,008**	**60,212**	**13,121**
Liabilities relating to assets earmarked for sale	0	0	0	0	0	0
Total liability commitments	**401,418**	**411,338**	**238,997**	**99,008**	**60,212**	**13,121**

Note 35 Commercial and financial risks (continued)
Credit risks
By far the majority of the Group's customers are public and semi-public clients, therefore the risk of financial losses are considered to be minimal. The Group's accounts receivable from sales to other customers are exposed to the usual credit risk.

A critical risk assessment of the customers is carried out prior to a construction contract being entered into. Accounts receivable from sales to other customers are also covered to the extent considered appropriate and possible, by security in the form of letters of credit or bank guarantees.

The maximum credit risk is reflected in the book value of the individual financial assets that are included in the balance sheet.

The Group has no siginificant risks concerning one single customer or working partner.

As for 31 December 2011, the Group's depreciations as per 31 December 2012 are solely related to financial assets classified as receivables. Reference is made to note 22.

	2012		2011	
	Book value	Fair value	Book value	Fair value
Categories of financial instruments				
Securities	23,371	23,371	22,936	22,936
Financial assets, measured at fair value via the income statement	**23,371**	**23,371**	**22,936**	**22,936**
Derivative financial instruments entered into for hedging of the fair value of recognised assets and liabilities	0	0	0	0
Derivative financial instruments entered into for hedging of future cash flows	139	139	1,496	1,496
Derivative financial instruments entered into for hedging of investments in foreign companies	0	0	0	0
Financial assets, used as hedging instruments	**139**	**139**	**1,496**	**1,496**
Trade debtors	578,433	578,433	511,128	511,128
Other accounts receivable	38,614	38,614	29,801	29,801
Liquid assets	142,252	142,252	104,536	104,536
Loans and receivables	**759,299**	**759,299**	**645,465**	**645,465**
Securities	477	477	475	475
Financial assets available for sale	**477**	**477**	**475**	**475**

Note 35 Commercial and financial risks (continued)

	2012		2011	
	Book value	Fair value	Book value	Fair value
Derivative financial instruments included in the trading portfolio	0	0	0	0
Financial liabilities, measured at present value via the income statement	**0**	**0**	**0**	**0**
Derivative financial instruments entered into for hedging of future cash flows	0	0	0	0
Financial liabilities, used as hedging instruments	**0**	**0**	**0**	**0**
Financial lease commitments	71,298	71,298	62,480	62,480
Loans	143,645	143,645	149,739	149,739
Accounts payable and other debts	451,207	451,207	405,167	405,167
Financial liabilities concerning assets earmarked for sale	0	0	0	0
Financial liabilities, measured at amortised cost	**666,150**	**666,150**	**617,386**	**617,386**

Methods and conditions for the present value statement
Exchange-traded bonds
The holding of publicly listed bonds consists of liquid government bonds and mortgage bonds valued at listed prices or price quota systems.

Additional financial instruments (measured at amortised cost price in the balance sheet)
Financial instruments relating to sale and purchase of goods etc. with short-term repayment is assessed to have a present value equal to the book value.

The applied methods are unchanged as compared with 2011.

(Amounts in DKK '000)	The Group 2012	2011

Note 36 Operational leasing

The Group leases properties and operating equipment under operating leases. Typically, the lease term is a period between 2 and 20 years with the possibility of extension after expiry of the period. None of the leases contain contingent lease payments.

Non-cancellable operational rentals, rental liabilities, etc., are as follows:

0-1 years	7,223	7,859
1-5 years	22,280	24,283
> 5 years	49,685	53,966
	79,188	**86,108**

The income statement for the Group for 2012 recognises DKK 8,380,000 (2011: DKK 6,341,000) concerning operating leases and rental liabilities.

Note 37 Subsequent events

No other events that could influence the consolidated accounts or the annual accounts for 2012 have occurred since the end of the financial year.

Note 38 New accounting regulations

The IASB has issued the following new accounting standards (IAS and IFRS) and interpretations (IFRIC), which are not compulsory for Arkil Holding A/S in the preparation of its annual report for 2012: IFRIC 20, IFRS 9-13, more Amendment to IFRS 10, 11 and 12, IAS 19 (2011), 27 (2011), 28 (2011), Amendments to IFRS 1 and 7, Amendments to IAS 1, 27 and 32 as well as Improvements to IFRSs (2009-2011).

The approved standards and interpretations not yet entered into force will be implemented as they become compulsory for Arkil Holding A/S. Apart from the following, none of the new standards or interpretations are expected to have any significant effect on the financial reporting for Arkil Holding A/S:

- IFRS 9 changes the classification and measuring of financial assets and liabilities (the current IAS 39). Henceforward, the main categories for the measuring of financial assets will comprise amortized cost price and present value through either the income statement or other comprehensive income. The current categories are present value through the income statement, available for sale, hold-to-maturity, and loans and receivables. For financial liabilities, the provisions are changed, so that changes in own credit risk no longer affect the income statement, but solely will be entered under other comprehensive income. Arkil Holding A/S expects that the standard will have a minor effect for the Group. The standard will apply to financial years commencing 1 January 2015 or later.

- IFRS 10 implies a change in the time when a company should be consolidated. IFRS 10 states that an investor must consolidate another company when it obtains de facto-control of it, even though it does not hold the majority of shares or votes. Furthermore, potential voting rights and conversion rights must be considered, as these, in connection with other rights, could lead to a demand for consolidation before they can be used. Arkil Holding A/S expects that the standard will have a minor effect for the Group. Commencement in the EU is scheduled for 2014.

- IFRS 11 concerning joint ventures and similar arrangements replaces IAS 31 Joint Ventures. Henceforward, it is no longer possible to choose freely between consolidation on a pro-rata basis and the equity method for jointly controlled companies. IFRS 11 divides Joint Arrangements into joint ventures (the equity method) and joint operations (pro rata-inclusion) based on both formal and substantial conditions. Arkil Holding A/S expects that the standard will have a minor effect for the Group. Commencement in the EU is scheduled for 2014.

- IFRS 12 includes reporting requirements for both consolidated and non-consolidated companies, joint ventures and affiliated companies. The purpose of this being to provide information that makes it possible for the users of the accounts to assess the basis for control, risks associated with participating in companies which are not consolidated, any limitations regarding the consolidated assets and liabilities as well as the involvement of minorities in the Group's activities. The standard will only have effect on the reporting requirements for Arkil Holding A/S. Commencement in the EU is scheduled for 2014.

- The IFRS 13 replaces the instructions for measuring the present value found in each particular IFRS with one single definition of the present value and comprehensive instructions for the application. Furthermore it adds reporting requirements for the calculation of present values. The standard will only have effect on the reporting requirements for Arkil Holding A/S. The standard will apply to financial years commencing 1 January 2013 or later.

Parent company 2011	Parent company 2012	(Amounts in DKK '000)	The Group 2012	The Group 2011
		Note 39 Group's share of joint ventures		
		Revenue	114,555	77,971
		Expenditure	(113,140)	(92,359)
		Net financial items	(45)	(59)
		Profit (loss)	**1,370**	**(14,447)**
		Long-term assets	0	0
		Short-term assets	39,840	31,317
		Total assets	**39,840**	**31,317**
		Equity	**3,026**	**(3,602)**
		Long-term liabilities	0	0
		Current liabilities	36,814	34,919
		Total obligations	**36,814**	**34,919**
		Total liabilities	**39,840**	**31,317**

HEAD OFFICE

Arkil Holding A/S
Arkil A/S
Åstrupvej 19
DK-6100 Haderslev
Tel. 73 22 50 50
Fax 73 22 50 00
arkil@arkil.dk
www.arkil.dk

DIVISION

ANLÆG

Arkil A/S Anlæg
Åstrupvej 19
DK-6100 Haderslev
Tel. 73 22 50 50
arkil@arkil.dk

Sektion Øst
Arkil A/S Anlæg
Geminivej 5-7
DK-2670 Greve
Tel. 43 57 58 58
anlaeg-greve@arkil.dk

Arkil A/S Anlæg
Industrivangen 1
DK-4700 Næstved
Tel. 55 54 64 50
anlaeg-oest@arkil.dk

Sektion Vest
Arkil A/S Anlæg
Jernet 4E
DK-6000 Kolding
Tel. 75 53 99 99
anlaeg-kolding@arkil.dk

Arkil A/S Anlæg
Hvidemøllevej 7
DK-8920 Randers NV
Tel. 87 11 00 70
anlaeg-randers@arkil.dk

Arkil A/S Anlæg
Rønsdam 9
DK-6400 Sønderborg
Tel. 74 48 80 00
anlaeg-sonderboerg@arkil.dk

Arkil A/S Anlæg
Høvejen 101A
DK-9400 Nørre Sundby
Tel. 98 29 10 10
anlaeg-vestbjerg@arkil.dk

Stürup A/S
Måde Industrivej 17
DK-6705 Esbjerg Ø
Tel. 76 10 44 00
styrup@arkil.dk

Arkil A/S Kabel
Lysbjergvej 12
DK-6500 Vojens
Tel. 73 50 73 10
kabelafdelingen@arkil.dk

Sektion Special
Arkil A/S Special
Hvidemøllevej 7
DK-8920 Randers NV
Tel. 87 11 00 70
anlaeg-randers@arkil.dk

Arkil A/S Rail
Hvidemøllevej 7
DK-8920 Randers NV
Tel. 87 11 00 70
rail@arkil.dk

Arkil A/S Miljøteknik
Mossvej 2A
DK-8700 Horsens
Tel. 76 41 22 33
miljoe@arkil.dk

Arkil A/S Miljøteknik
Geminivej 5-7
DK-2670 Greve
Tel. 43 57 58 58
miljoe@arkil.dk

Arkil A/S Bro & Beton
Mossvej 2A
DK-8700 Horsens
Tel. 75 85 76 23
bro-beton@arkil.dk

Arkil A/S Bro & Beton
Tinvej 9
DK-8940 Randers SV
Tel. 98 38 52 55
bro-beton@arkil.dk

DIVISION

VEJSERVICE

Arkil A/S Vejservice
Lysbjergvej 12
DK-6500 Vojens
Tel. 73 50 73 30
vejservice@arkil.dk

Arkil A/S Vejservice
Parcelgårdsvej 1
DK-4200 Slagelse
Tel. 58 58 05 00
vejservice@arkil.dk

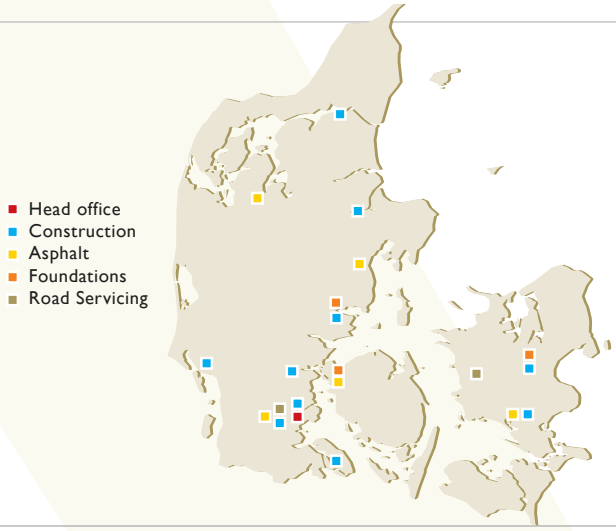

DIVISION

ARKIL ASFALT

Arkil A/S Asfalt
Tingvejen 32, Skrydstrup
DK-6500 Vojens
Tel. 74 54 11 00
asfalt-vojens@arkil.dk

Arkil A/S Asfalt
Birkemosevej 5
DK-8361 Hasselager
Tel. 86 28 30 55
asfalt-hasselager@arkil.dk

Arkil A/S Asfalt
Folmentoftvej 4
DK-7800 Skive
Tel. 97 52 28 88
asfalt-skive@arkil.dk

Arkil A/S Asfalt
Fiskerhusvej 24
DK-4700 Næstved
Tel. 55 54 11 01
arkil-naestved@arkil.dk

Arkil A/S Asfalt
Værkstedsvej 9
DK-5500 Middelfart
Tel. 62 68 11 01
asfalt-fyn@arkil.dk

Subsidiaries outside Denmark

Arkil Ltd
Drennanstown, Rathangan
Co. Kildare
Ireland
Tel. +353 455 24520
arkil@arkil.ie

ASA-Bau GmbH
Gottorfstraße 4
D-24837 Schleswig
Germany
Tel. +49 4621 385 0

SAW Schleswiger Asphalt-splitt-Werke GmbH & Co. KG
Gottorfstraße 4
D-24837 Schleswig
Germany
Tel. +49 4621 385 0

ARKIL FUNDERING

Arkil Fundering A/S
Værkstedsvej 9
DK-5500 Middelfart
Tel. 64 41 87 70
fundering@arkil-fundering.dk

Arkil Fundering A/S
Geminivej 5-7
DK-2670 Greve
Tel. 32 95 35 18
fundering@arkil-fundering.dk

ARKIL INPIPE

Inpipe Danmark A/S
Åstrupvej 19
DK-6100 Haderslev
Tel. 73 22 50 50
arkil@arkil.dk

Subsidiaries outside Denmark

Inpipe Sweden AB
Ekorrvägen 12
SE-912 32 Vilhelmina
Sweden
Tel. +46 940 39530
vilhelmina@inpipe.se

ARKIL Inpipe GmbH
Lohweg 46E
D-30559 Hannover
Germany
Tel. +49 511 95 995 0
info@arkil.de

Arkil Holding A/S
Åstrupvej 19,
DK-6100 Haderslev
Tel. +45 73 22 50 50
Fax +45 73 22 50 00
arkil@arkil.dk
www.arkil.dk

Digital XPress as